

INCORSA **2025** *Cup*



PCC

29-30 III 2025

Przyszowice
Target Alfa Silesia Shooting Range

Main sponsor



<https://sklep.incorsa.pl/>

Sponsors



<https://roleski.pl>



<https://dynamiteoutfit.pl/>



<http://wykrojniki.pl>



<https://gatshop.pl/>



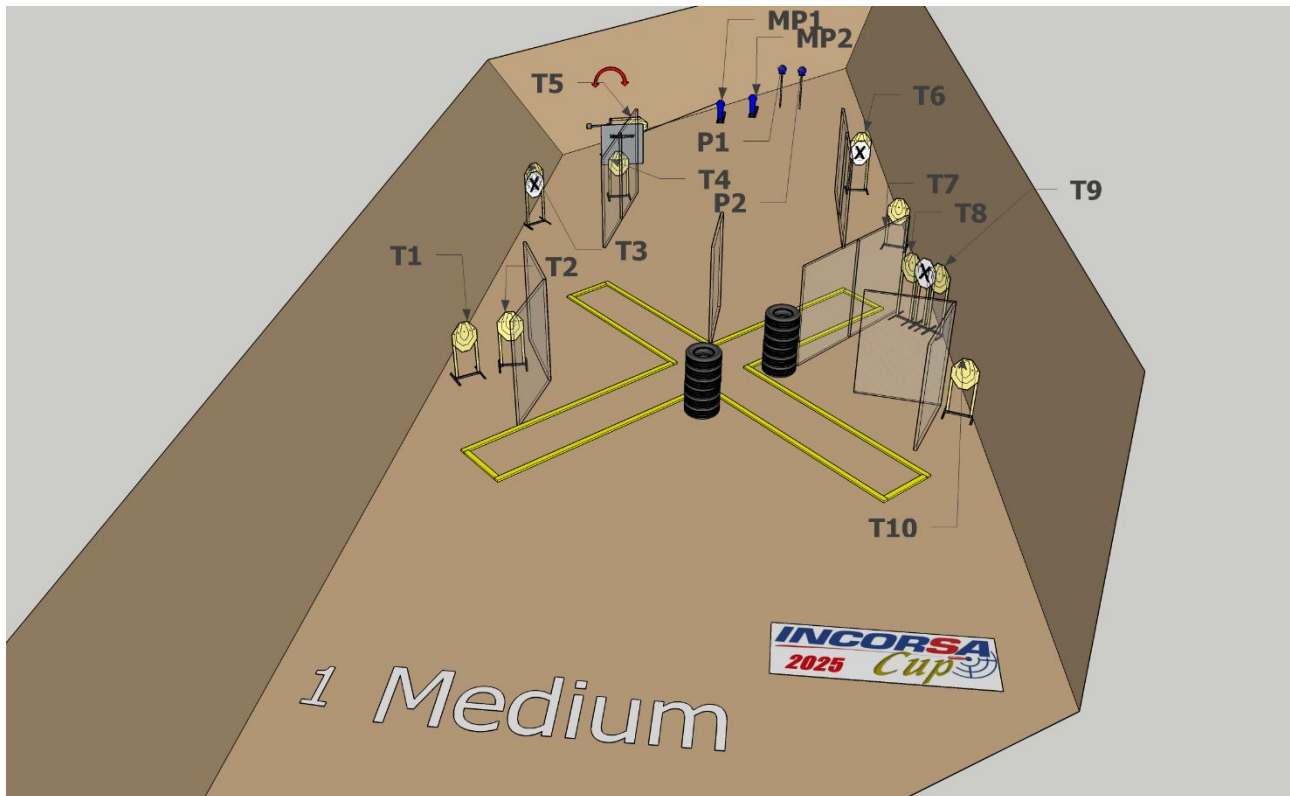
<https://biggun.pl/>



Incorsa Cup 2025

Stage 1

Grand Power



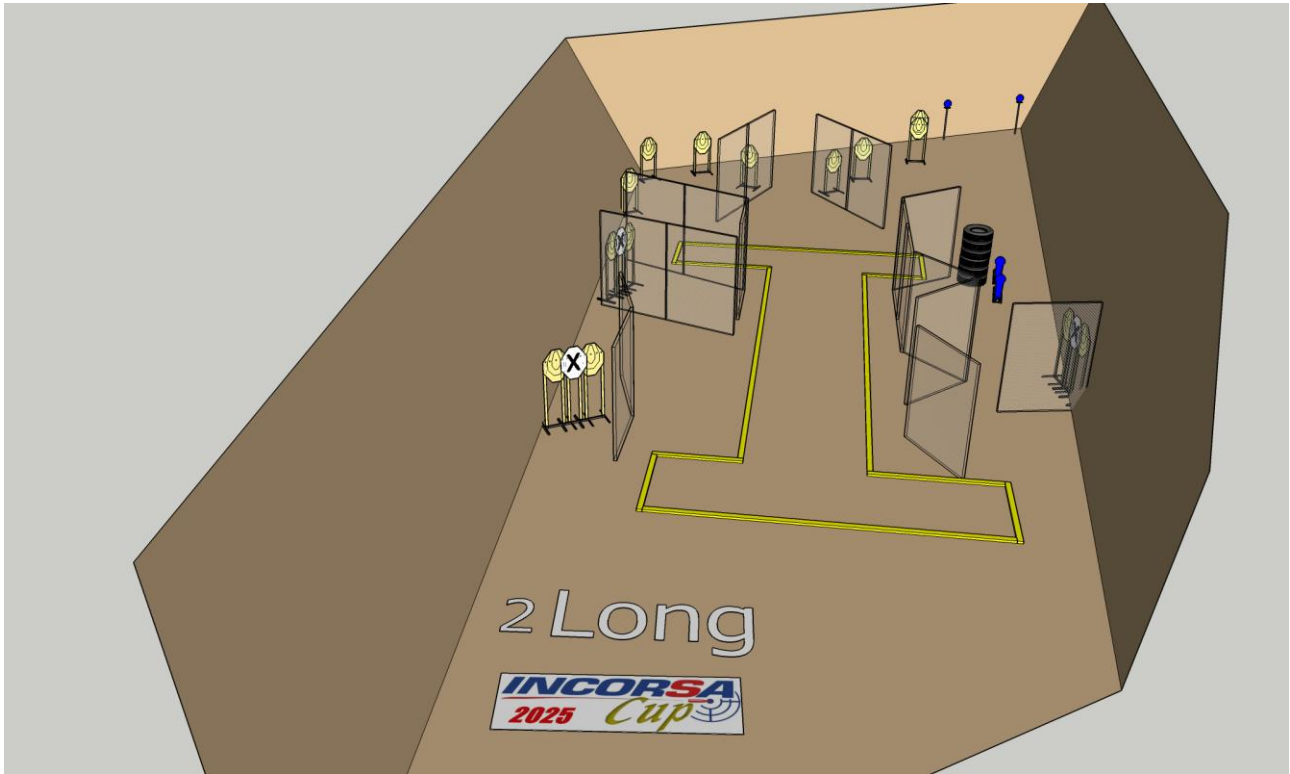
Targets	IPSC Targets	10
	IPSC Mini Poppers	2
	IPSC Metal Plates	2
	No Shoots	3
Minimum number of rounds	24	
Firearm Ready Condition	Loaded - Option 1	
Start Position	Standing within the designated area with firearm held in both hands, stock touching the competitor at hip level, muzzle generally downrange, as demonstrated	
Time Starts	Audible signal	
Procedure	At the start signal engage targets. Mini Popper MP1 activates moving target T5. Target T5 remains visible at rest.	
Briefing	Safety angles – 90° left, 90° right, and top of the backstop. We will start scoring, while you're still shooting. You can send your delegate with us to verify your scores.	



Incorsa Cup 2025

Stage 2

Schmeisser



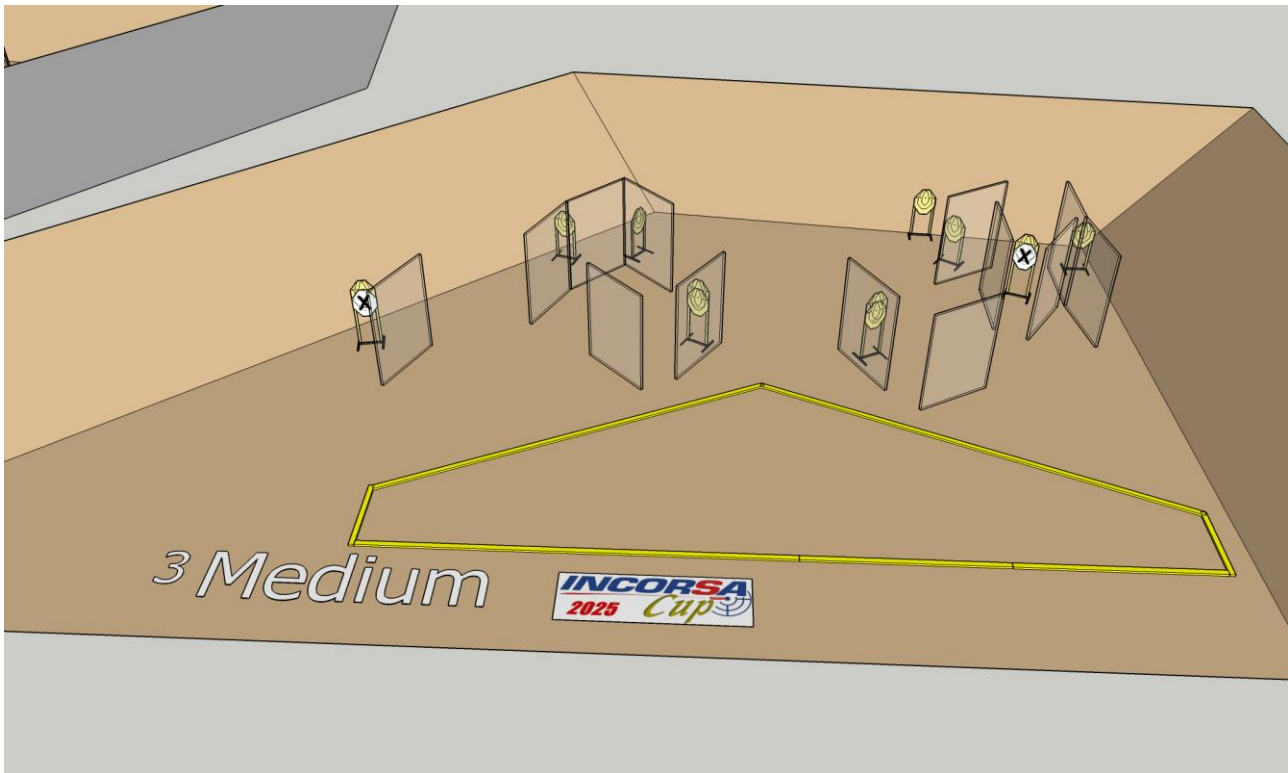
Targets	IPSC Targets	14
	IPSC Mini Poppers	2
	IPSC Metal Plates	2
	No Shoots	3
Minimum number of rounds	32	
Firearm Ready Condition	Loaded - Option 1	
Start Position	Standing within the designated area with firearm held in both hands, stock touching the competitor at hip level, muzzle generally downrange, as demonstrated	
Time Starts	Audible signal	
Procedure	At the start signal engage targets.	
Briefing	Safety angles – 90° left, 90° right, and top of the backstop. We will start scoring, while you're still shooting. You can send your delegate with us to verify your scores.	



Incorsa Cup 2025

Stage 3

Bergara



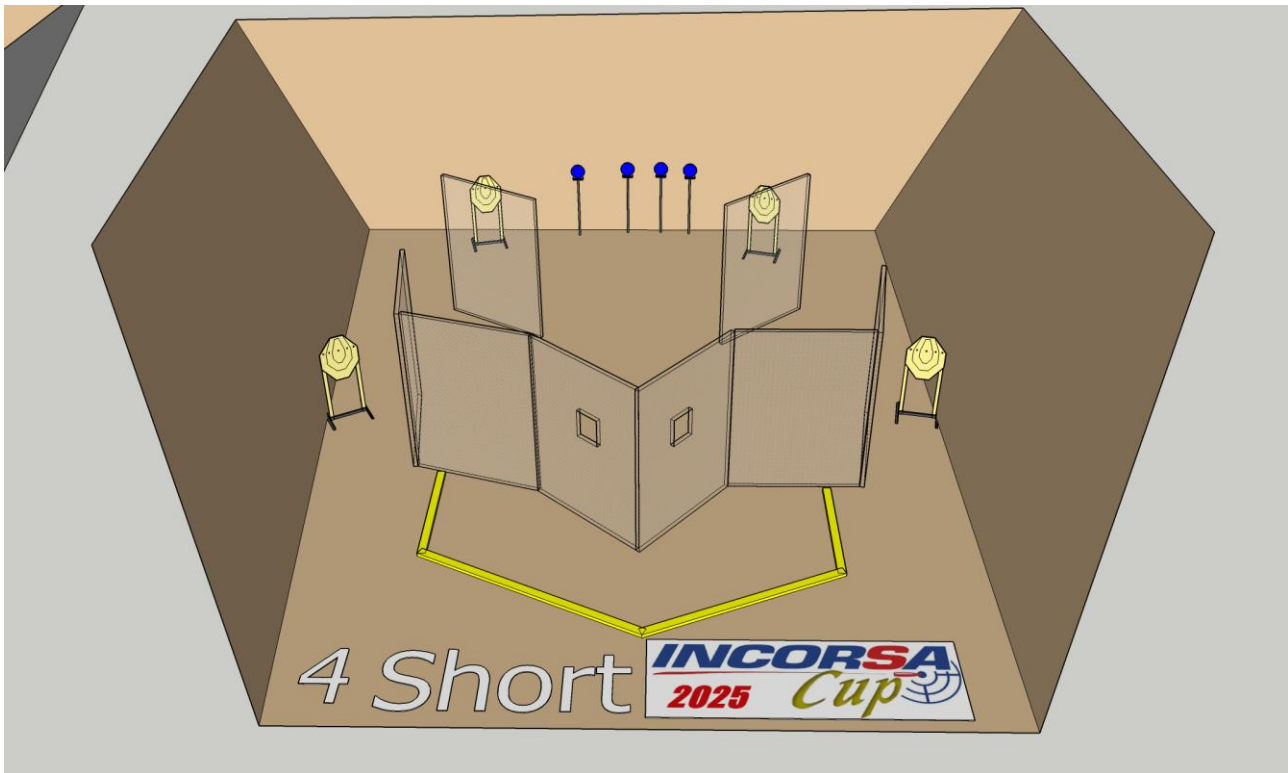
Targets	IPSC Targets	11
	No Shoots	2
Minimum number of rounds	22	
Firearm Ready Condition	Loaded - Option 1	
Start Position	Standing within the designated area with firearm held in both hands, stock touching the competitor at hip level, muzzle generally downrange, as demonstrated	
Time Starts	Audible signal	
Procedure	At the start signal engage targets.	
Briefing	Safety angles – 90° left, 90° right, and top of the backstop. We will start scoring, while you're still shooting. You can send your delegate with us to verify your scores.	



Incorsa Cup 2025

Stage 4

Anschutz



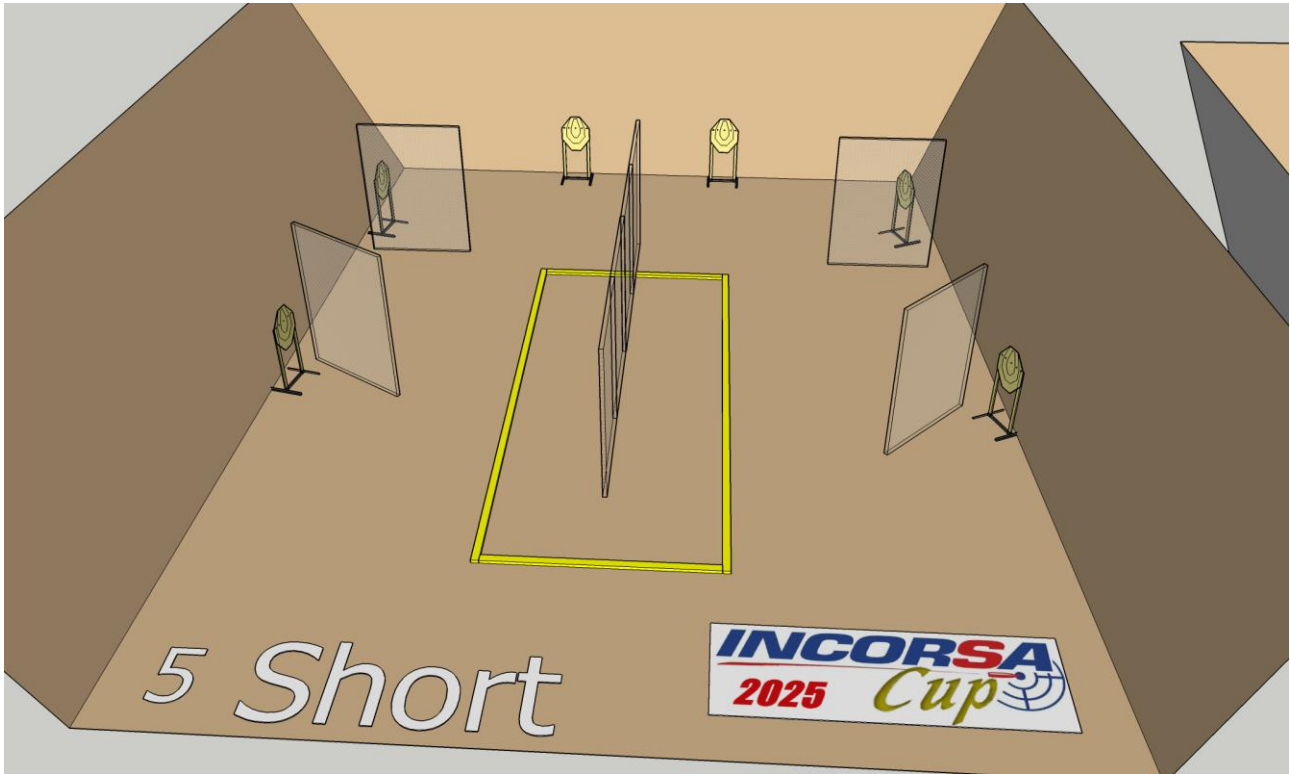
Targets	IPSC Targets	4
	IPSC Metal Plates	4
Minimum number of rounds	12	
Firearm Ready Condition	Loaded - Option 1	
Start Position	Standing within the designated area with firearm held in both hands, stock touching the competitor at hip level, muzzle generally downrange, as demonstrated	
Time Starts	Audible signal	
Procedure	At the start signal engage targets.	
Briefing	Safety angles – 90° left, 90° right, and top of the backstop. We will start scoring, while you're still shooting. You can send your delegate with us to verify your scores.	



Incorsa Cup 2025

Stage 5

Lapua



Targets	IPSC Mini Targets	6
Minimum number of rounds	12	
Firearm Ready Condition	Loaded - Option 1	
Start Position	Standing within the designated area with firearm held in both hands, stock touching the competitor at hip level, muzzle generally downrange, as demonstrated	
Time Starts	Audible signal	
Procedure	At the start signal engage targets.	
Briefing	Safety angles – 90° left, 90° right, and top of the backstop. We will start scoring, while you're still shooting. You can send your delegate with us to verify your scores.	

	<h1>Incorsa Cup 2025</h1> <h2>Stage 6</h2> <h3>Benelli</h3>	
---	---	---



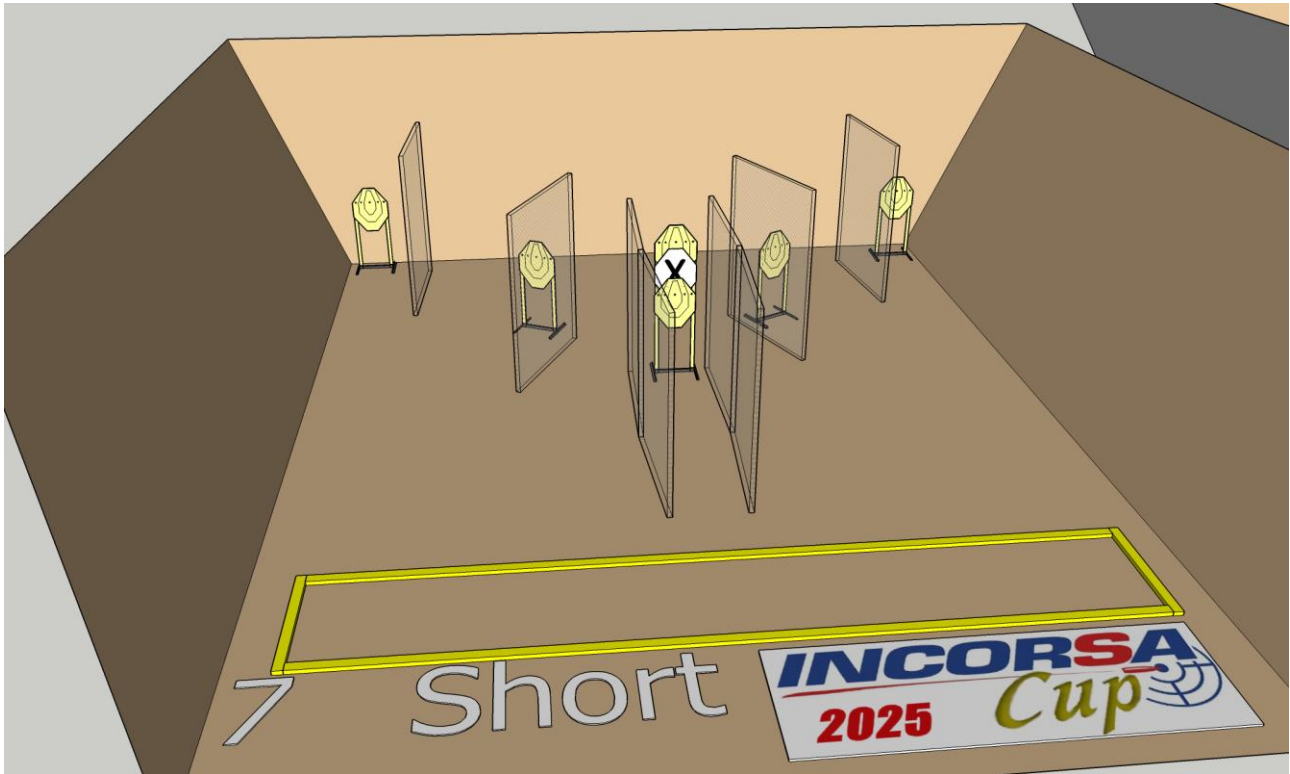
Targets	IPSC Targets	3
	IPSC Metal Plates	3
	No Shoots	1
Minimum number of rounds	9	
Firearm Ready Condition	PCC is on the table on the marker, muzzle is pointed downrange, unloaded (Option 3). All needed magazines are on the table	
Start Position	Standing within the designated area with both hands above shoulders as demonstrated	
Time Starts	Audible signal	
Procedure	At the start signal engage targets.	
Briefing	Safety angles – 90° left, 90° right, and top of the backstop. We will start scoring, while you're still shooting. You can send your delegate with us to verify your scores.	



Incorsa Cup 2025

Stage 7

Ballistol



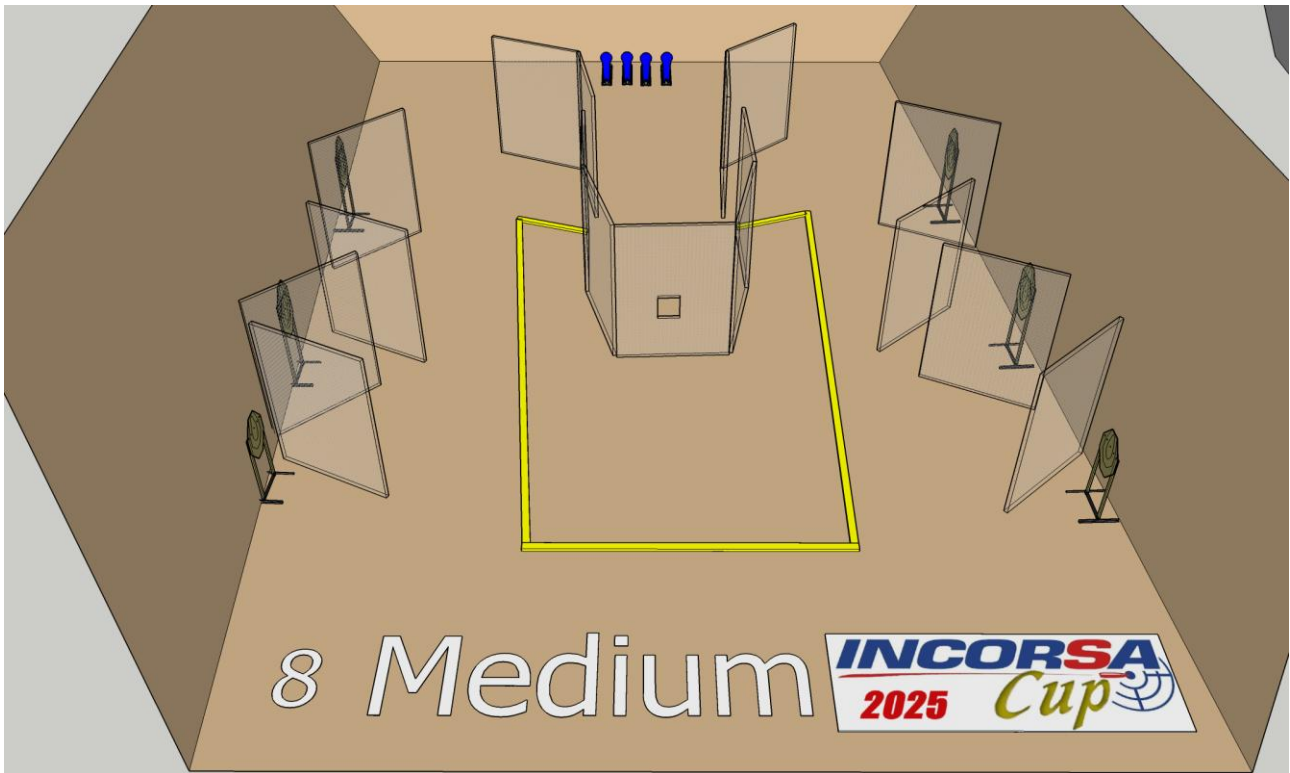
Targets	IPSC Targets	6
	No Shoots	1
Minimum number of rounds	12	
Firearm Ready Condition	Loaded - Option 1	
Start Position	Standing within the designated area with firearm held in both hands, stock touching the competitor at hip level, muzzle generally downrange, as demonstrated	
Time Starts	Audible signal	
Procedure	At the start signal engage targets.	
Briefing	Safety angles – 90° left, 90° right, and top of the backstop. We will start scoring, while you're still shooting. You can send your delegate with us to verify your scores.	



Incorsa Cup 2025

Stage 8

Dynamite Outfit



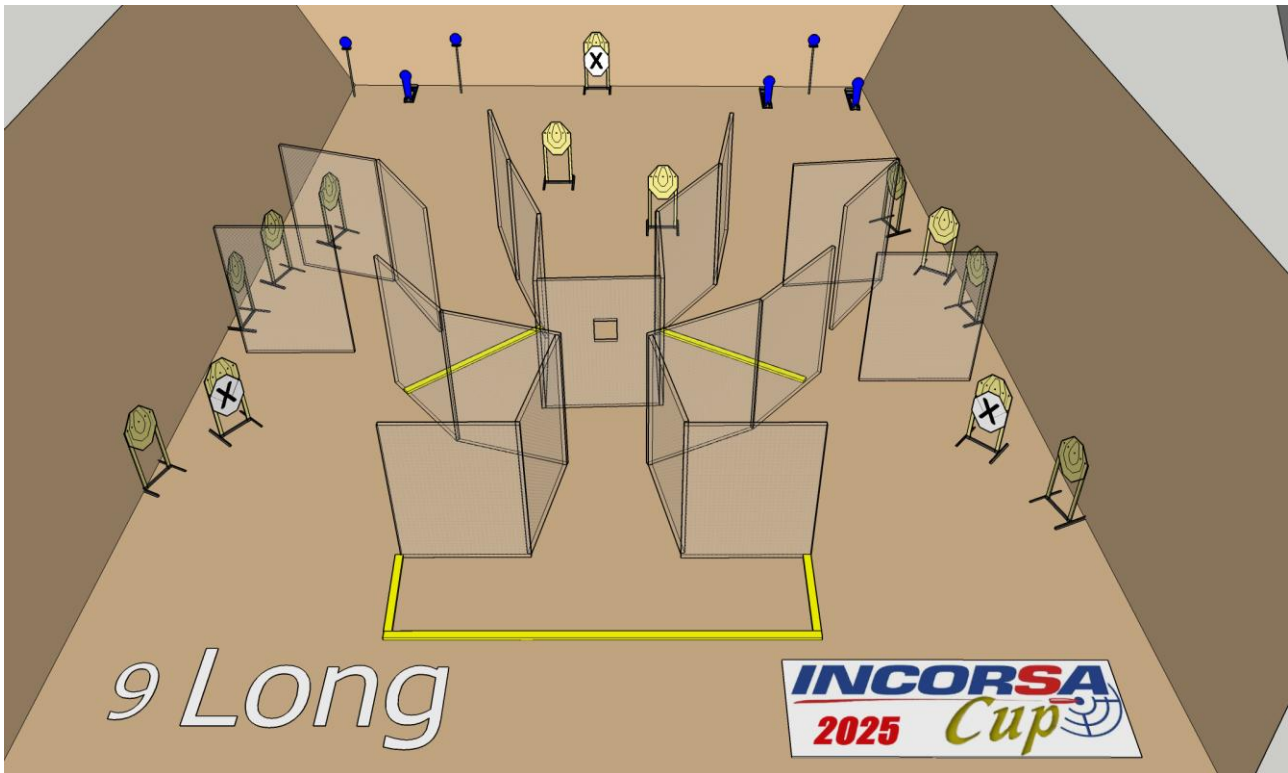
Targets	IPSC Targets	10
	IPSC Mini Poppers	4
Minimum number of rounds	24	
Firearm Ready Condition	Loaded - Option 1	
Start Position	Standing within the designated area with firearm held in both hands, stock touching the competitor at hip level, muzzle generally downrange, as demonstrated	
Time Starts	Audible signal	
Procedure	At the start signal engage targets.	
Briefing	Safety angles – 90° left, 90° right, and top of the backstop. We will start scoring, while you're still shooting. You can send your delegate with us to verify your scores.	



Incorsa Cup 2025

Stage 9

Wykrojniki.pl



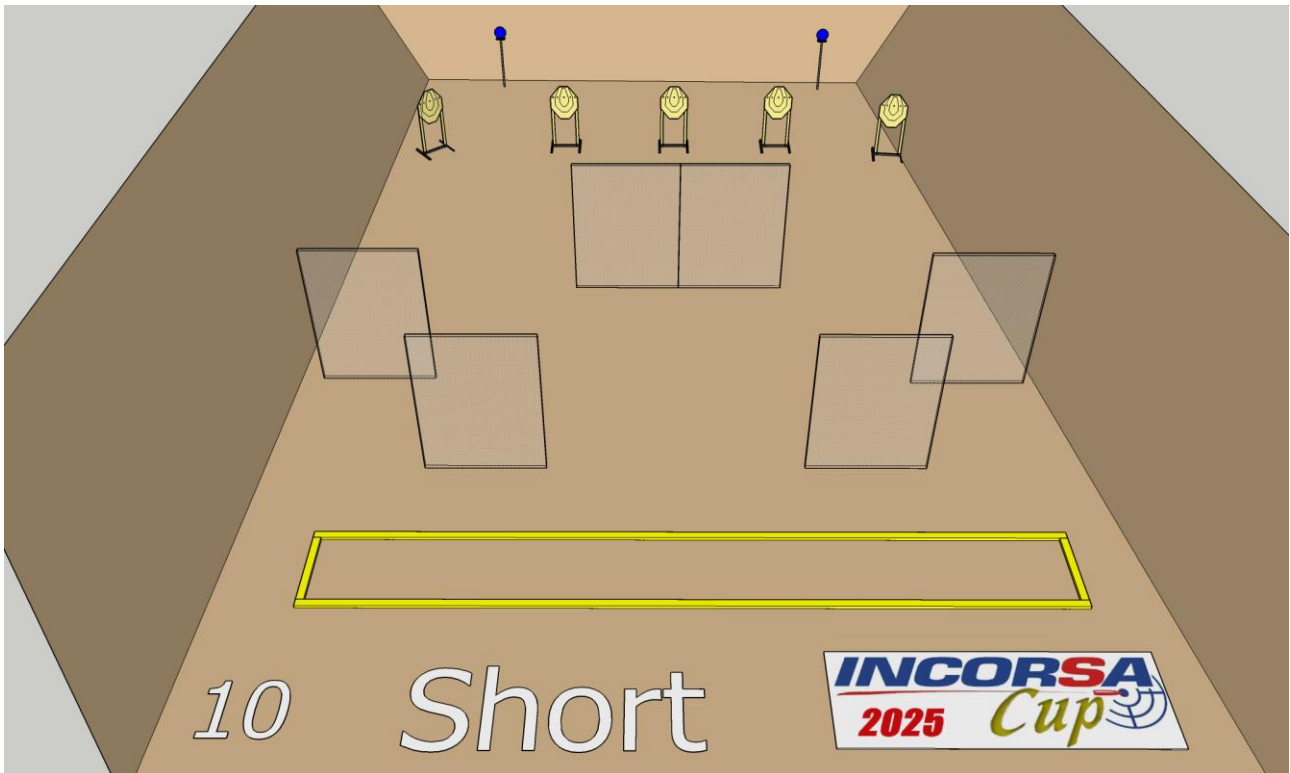
Targets	IPSC Targets	13
	IPSC Mini Poppers	3
	IPSC Metal Plates	3
	No Shoots	3
Minimum number of rounds	32	
Firearm Ready Condition	Loaded - Option 1	
Start Position	Standing within the designated area with firearm held in both hands, stock touching the competitor at hip level, muzzle generally downrange, as demonstrated	
Time Starts	Audible signal	
Procedure	At the start signal engage targets.	
Briefing	Safety angles – 90° left, 90° right, and top of the backstop. We will start scoring, while you're still shooting. You can send your delegate with us to verify your scores.	



Incorsa Cup 2025

Stage 10

Gatshop



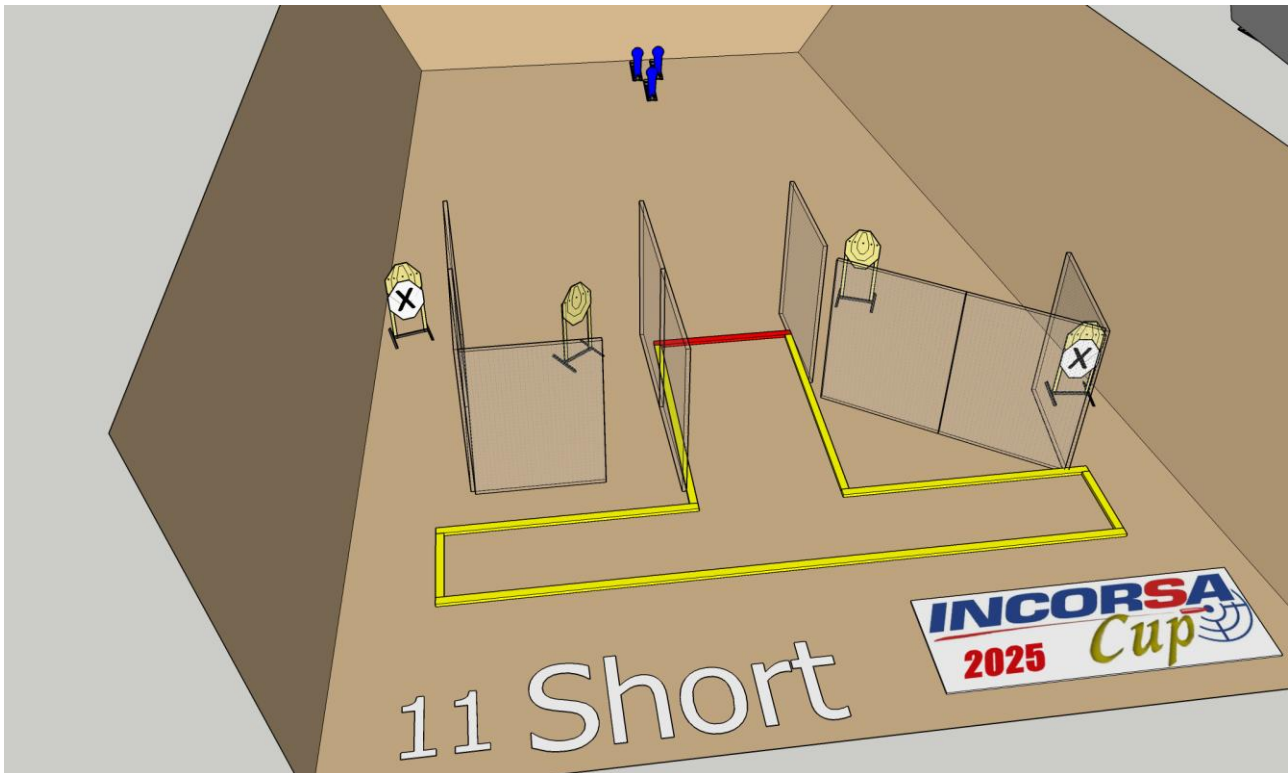
Targets	IPSC Targets	5
	IPSC Metal Plates	2
Minimum number of rounds	12	
Firearm Ready Condition	Loaded - Option 1	
Start Position	Standing within the designated area with firearm held in both hands, stock touching the competitor at hip level, muzzle generally downrange, as demonstrated	
Time Starts	Audible signal	
Procedure	At the start signal engage targets.	
Briefing	Safety angles – 90° left, 90° right, and top of the backstop. We will start scoring, while you're still shooting. You can send your delegate with us to verify your scores.	



Incorsa Cup 2025

Stage 11

3Gun



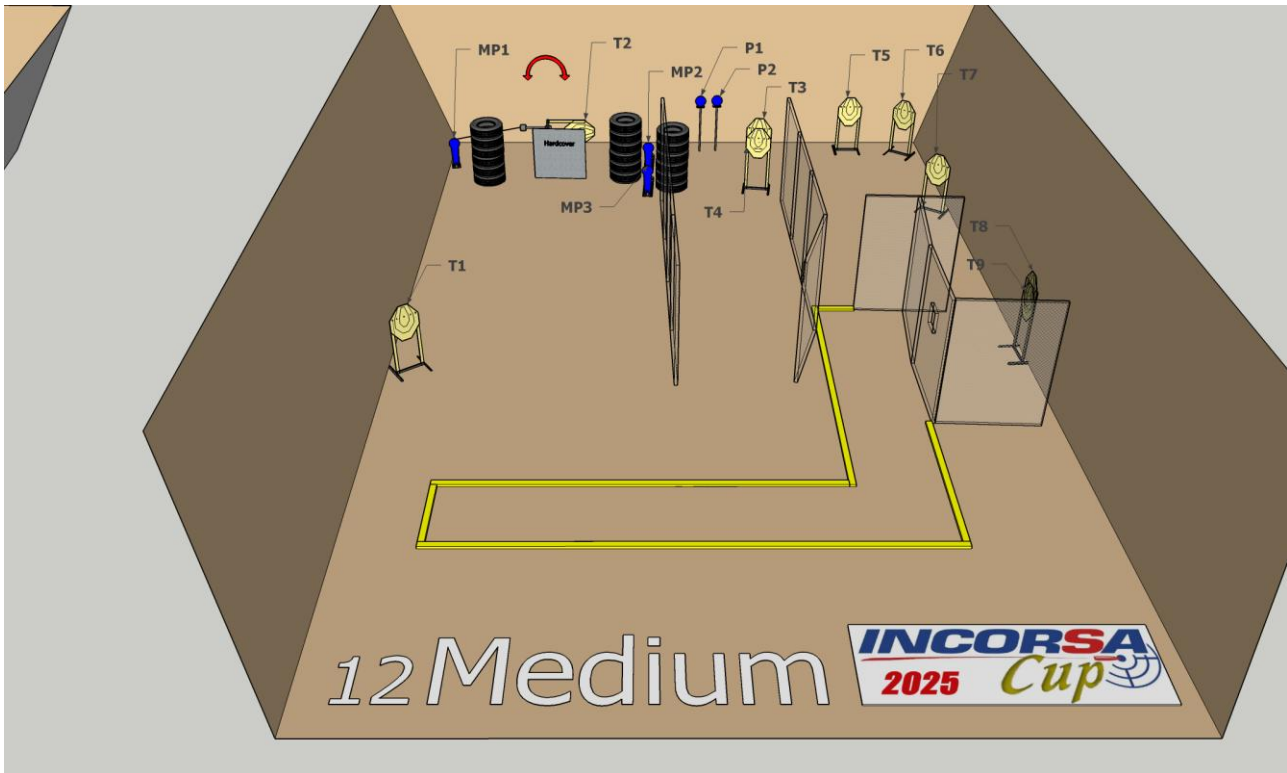
Targets	IPSC Targets	4
	IPSC Mini Poppers	3
	No Shoots	2
Minimum number of rounds	11	
Firearm Ready Condition	Loaded - Option 1	
Start Position	Standing with feet touching the marker with firearm held in both hands, stock touching the competitor at hip level, muzzle generally downrange, as demonstrated	
Time Starts	Audible signal	
Procedure	At the start signal engage targets.	
Briefing	Safety angles – 90° left, 90° right, and top of the backstop. We will start scoring, while you're still shooting. You can send your delegate with us to verify your scores.	



Incorsa Cup 2025

Stage 12

Roleski



Targets	IPSC Targets	9
	IPSC Mini Poppers	3
	IPSC Metal Plates	2
Minimum number of rounds	23	
Firearm Ready Condition	Loaded - Option 1	
Start Position	Standing within the designated area with firearm held in both hands, stock touching the competitor at hip level, muzzle generally downrange, as demonstrated	
Time Starts	Audible signal	
Procedure	At the start signal engage targets. At the start signal, engage targets. Mini Popper MP1 activates moving target T2. Target T2 remains visible at rest.	
Briefing	Safety angles – 90° left, 90° right, and top of the backstop. We will start scoring, while you're still shooting. You can send your delegate with us to verify your scores.	