



**CRACOW OPEN 2024**  
**level III**



**PCC**

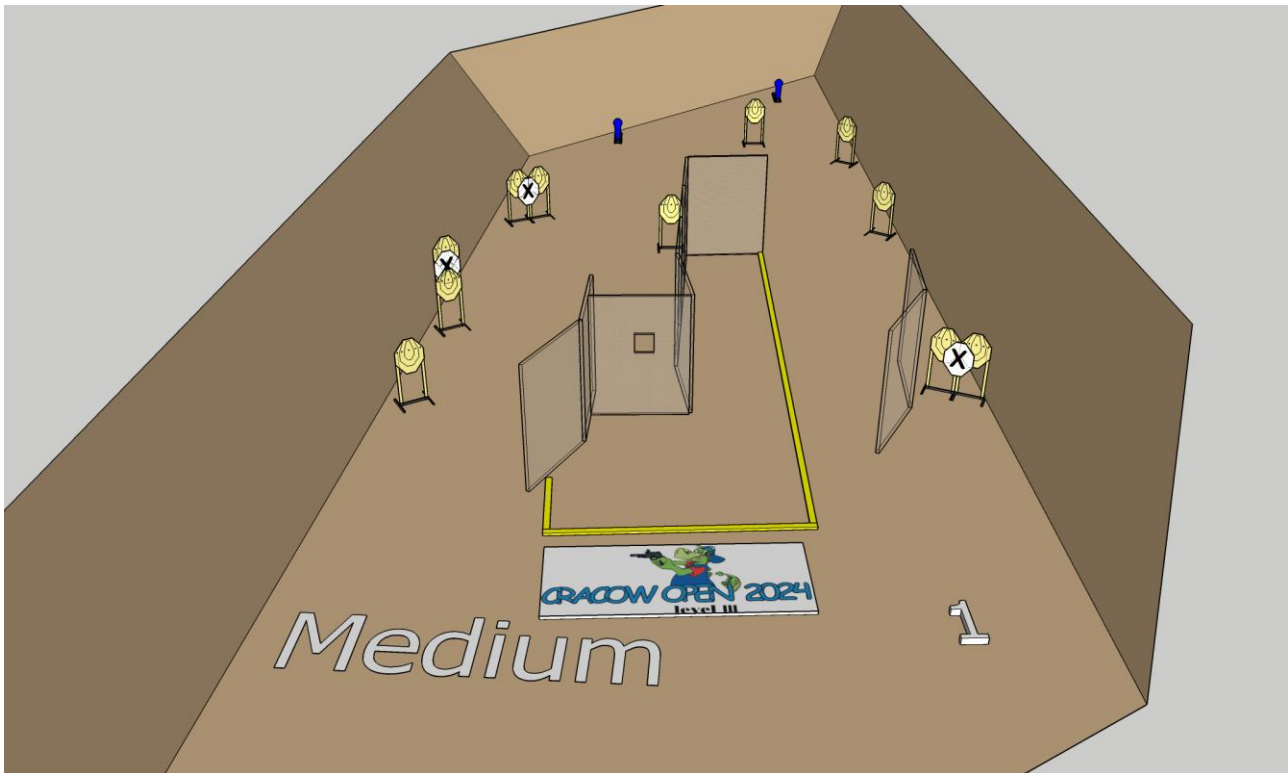
10-11 VIII 2024

Przyszowice  
Target Alfa Silesia Shooting Range



# Cracow Open 2024

## Stage 1

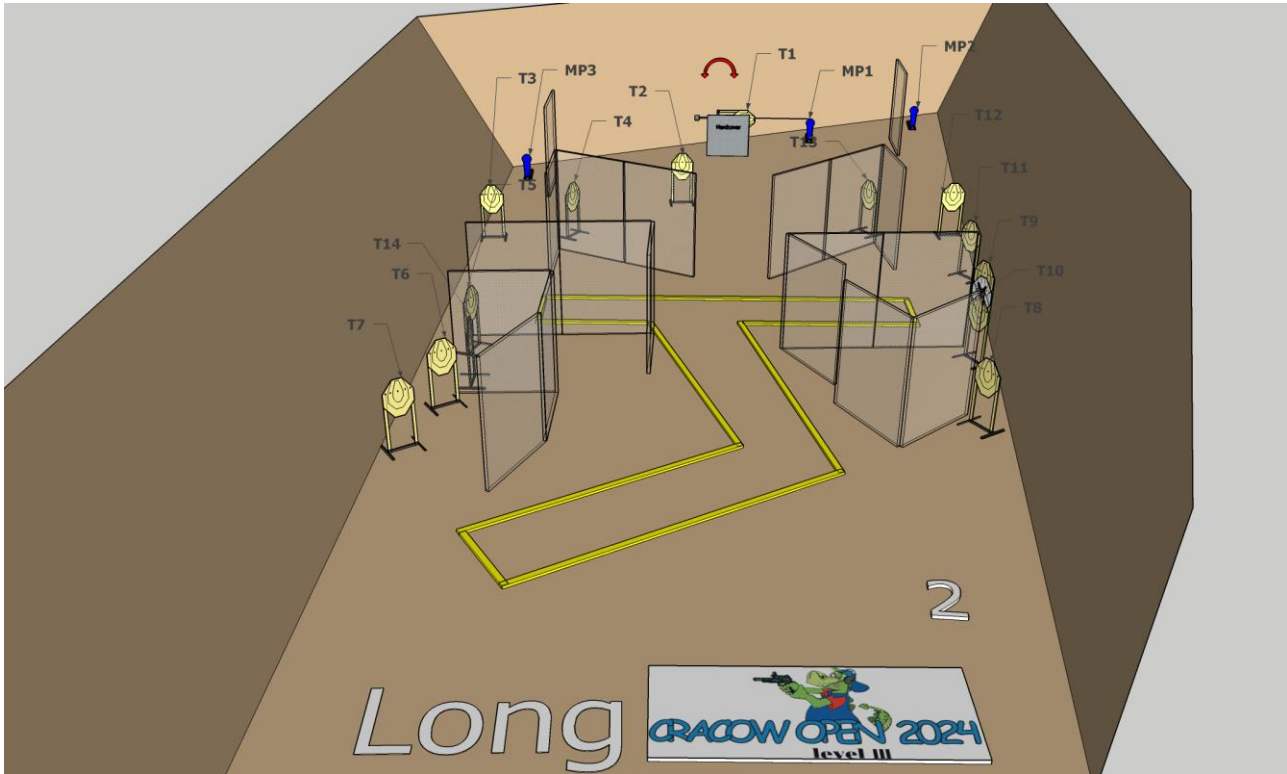


Targets	IPSC Targets	11
	IPSC Mini Poppers	2
	No Shoots	3
Minimum number of rounds	24	
Firearm Ready Condition	Loaded - Option 1	
Start Position	Standing within the designated area with firearm held in both hands, stock touching the competitor at hip level, muzzle generally downrange, as demonstrated	
Time Starts	Audible signal	
Procedure	At the start signal engage targets.	
Briefing	Safety angles – 90° left, 90° right, and top of the backstop. We will start scoring, while you're still shooting. You can send your delegate with us to verify your scores.	



# Cracow Open 2024

## Stage 2

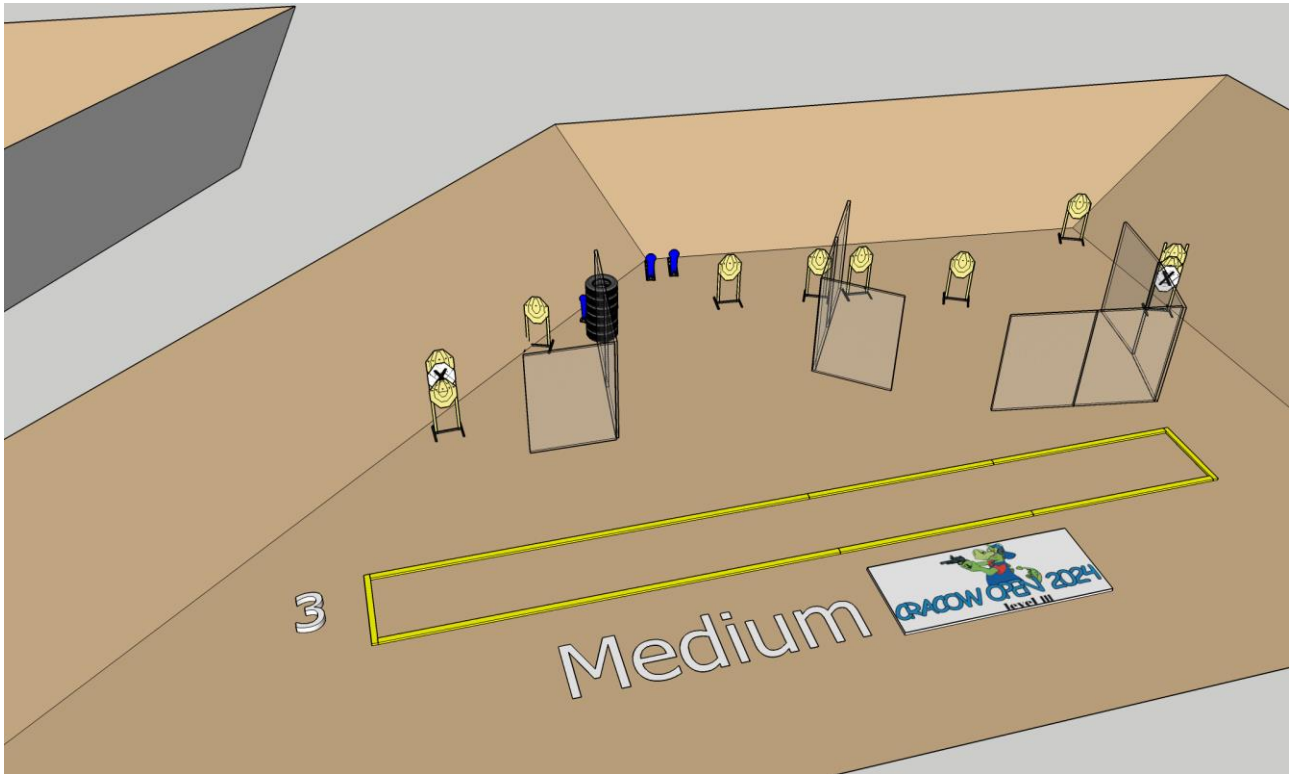


Targets	IPSC Targets	14
	IPSC Mini Poppers	3
	No Shoots	1
Minimum number of rounds	31	
Firearm Ready Condition	Loaded - Option 1	
Start Position	Standing within the designated area with firearm held in both hands, stock touching the competitor at hip level, muzzle generally downrange, as demonstrated	
Time Starts	Audible signal	
Procedure	At the start signal engage targets. Mini Popper MP1 activates moving target T1. Target T1 remains visible at rest.	
Briefing	Safety angles – 90° left, 90° right, and top of the backstop. We will start scoring, while you're still shooting. You can send your delegate with us to verify your scores.	



# Cracow Open 2024

## Stage 3

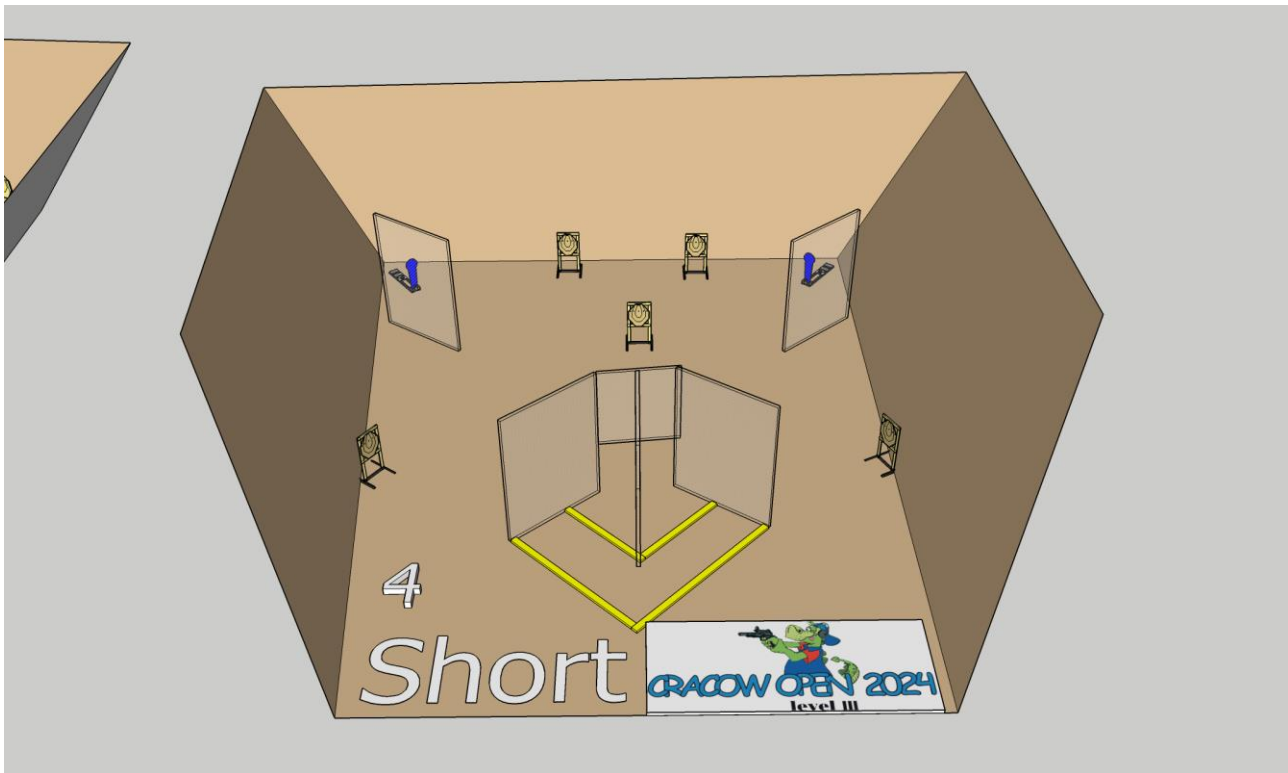


Targets	IPSC Targets	10
	IPSC Mini Poppers	3
	No Shoots	2
Minimum number of rounds	23	
Firearm Ready Condition	Loaded - Option 1	
Start Position	Standing within the designated area with firearm held in both hands, stock touching the competitor at hip level, muzzle generally downrange, as demonstrated	
Time Starts	Audible signal	
Procedure	At the start signal engage targets.	
Briefing	Safety angles – 90° left, 90° right, and top of the backstop. We will start scoring, while you're still shooting. You can send your delegate with us to verify your scores.	



# Cracow Open 2024

## Stage 4



Targets	IPSC Targets	5
	IPSC Mini Poppers	2
Minimum number of rounds	12	
Firearm Ready Condition	Loaded - Option 1	
Start Position	Standing within the designated area with firearm held in both hands, stock touching the competitor at hip level, muzzle generally downrange, as demonstrated	
Time Starts	Audible signal	
Procedure	At the start signal engage targets.	
Briefing	Safety angles – 90° left, 90° right, and top of the backstop. We will start scoring, while you're still shooting. You can send your delegate with us to verify your scores.	



# Cracow Open 2024

## Stage 5



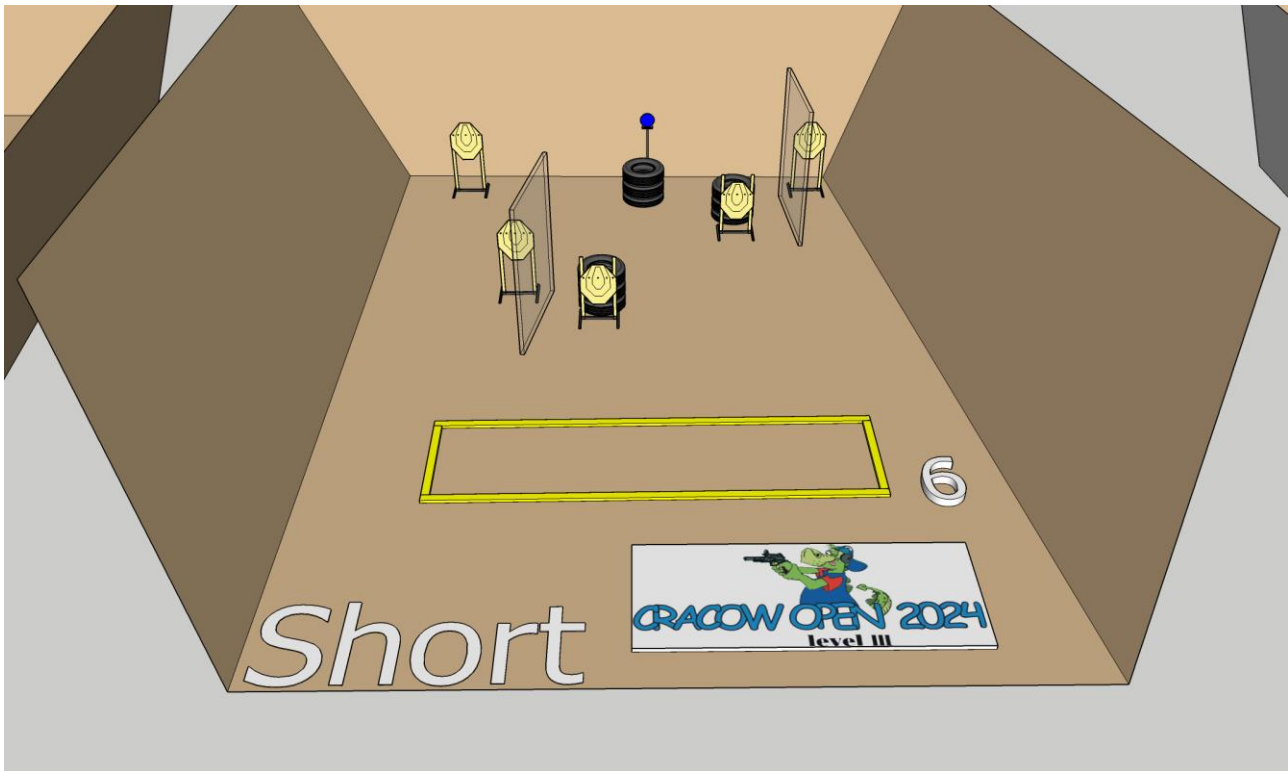
Targets	IPSC Targets	5
	IPSC Metal Plates	2
Minimum number of rounds	12	
Firearm Ready Condition	PCC is on the table on the marker, muzzle is pointed downrange, unloaded (Option 3). All needed magazines are on the table	
Start Position	Standing within the designated area, facing uprange, as demonstrated	
Time Starts	Audible signal	
Procedure	At the start signal engage targets.	
Briefing	Safety angles – 90° left, 90° right, and top of the backstop. We will start scoring, while you're still shooting. You can send your delegate with us to verify your scores.	





# Cracow Open 2024

## Stage 6

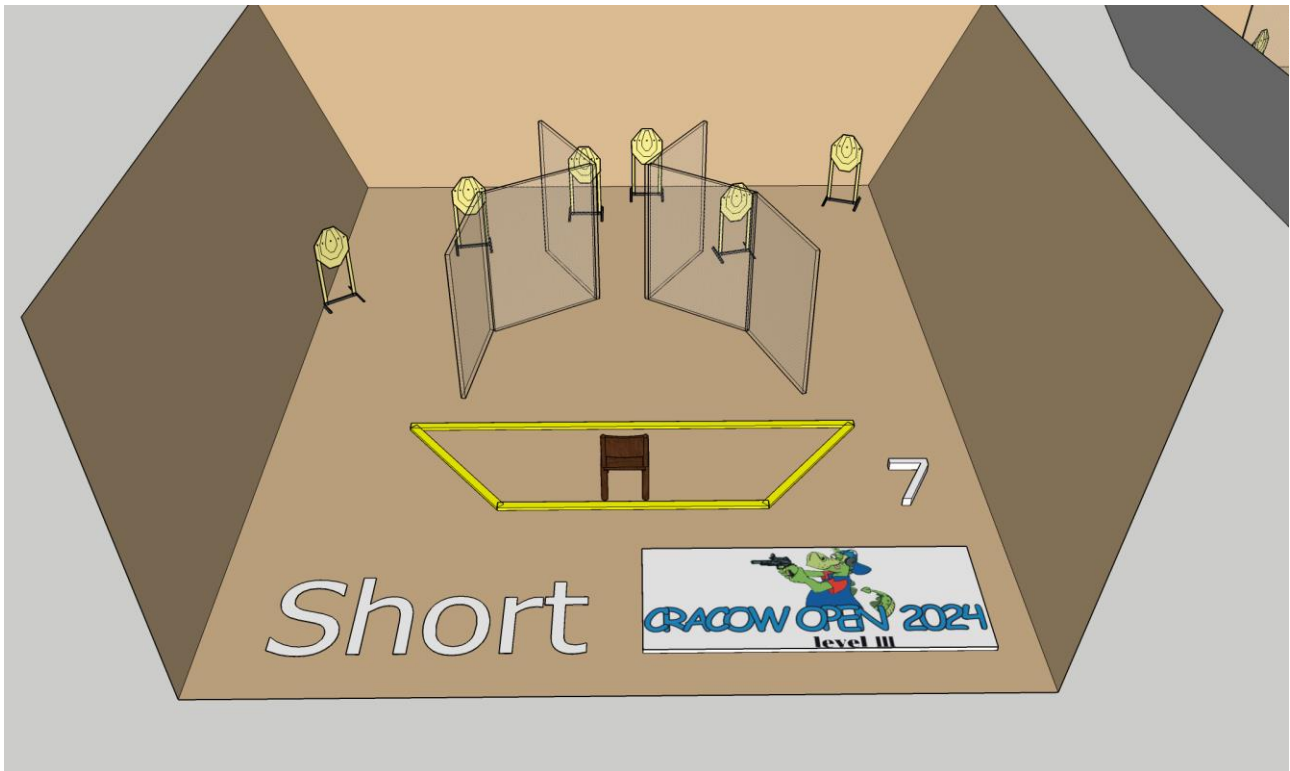


Targets	IPSC Targets	5
	IPSC Metal Plates	1
Minimum number of rounds	11	
Firearm Ready Condition	Loaded - Option 2	
Start Position	Standing within the designated area with firearm held in both hands, stock touching the competitor at hip level, muzzle generally downrange, as demonstrated	
Time Starts	Audible signal	
Procedure	At the start signal engage targets. using strong hand only	
Briefing	Safety angles – 90° left, 90° right, and top of the backstop. We will start scoring, while you're still shooting. You can send your delegate with us to verify your scores.	



# Cracow Open 2024

## Stage 7



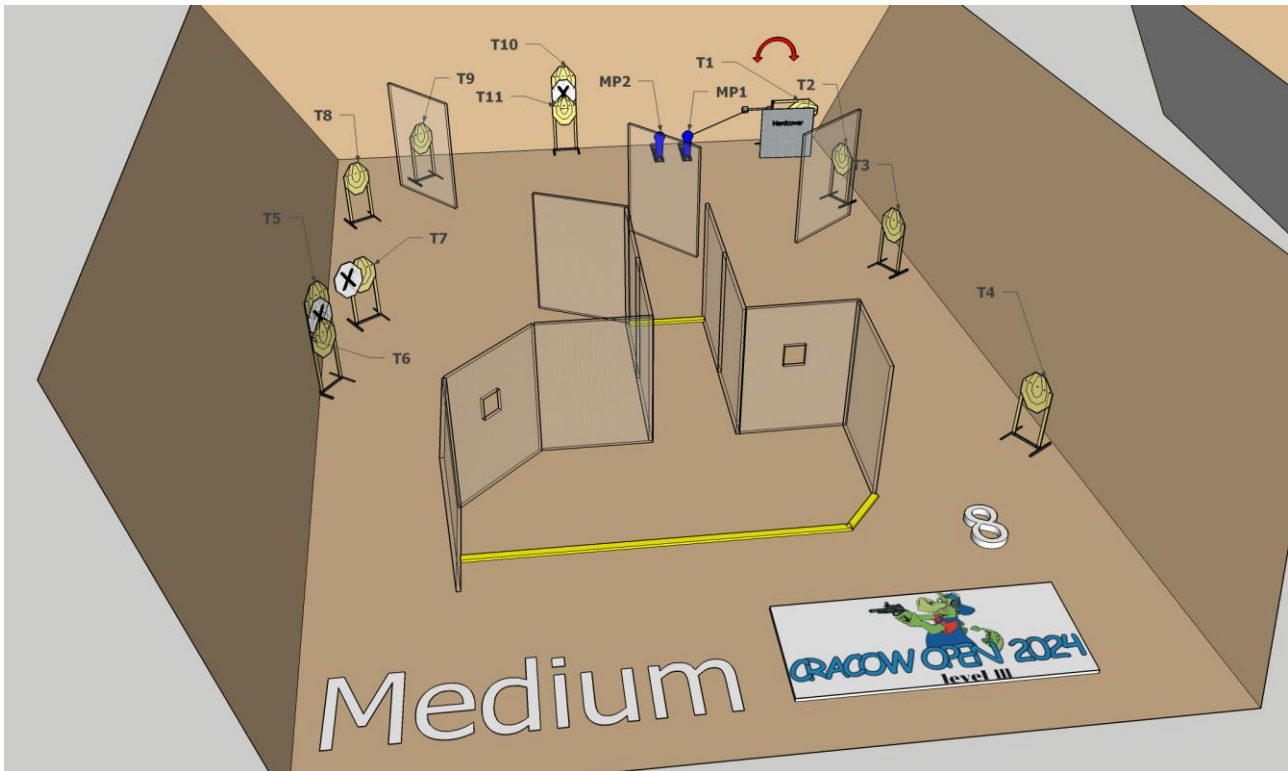
Targets	IPSC Targets	6
Minimum number of rounds	12	
Firearm Ready Condition	Unloaded - Option 3	
Start Position	Sitting on the chair with firearm held in both hands, stock touching the competitor at hip level, muzzle generally downrange, as demonstrated	
Time Starts	Audible signal	
Procedure	At the start signal engage targets.	
Briefing	Safety angles – 90° left, 90° right, and top of the backstop. We will start scoring, while you're still shooting. You can send your delegate with us to verify your scores.	





# Cracow Open 2024

## Stage 8



Targets	IPSC Targets	11
	IPSC Mini Poppers	2
	No Shoots	3
Minimum number of rounds	24	
Firearm Ready Condition	Loaded - Option 1	
Start Position	Standing within the designated area with firearm held in both hands, stock touching the competitor at hip level, muzzle generally downrange, as demonstrated	
Time Starts	Audible signal	
Procedure	At the start signal engage targets. Mini Popper MP1 activates moving target T1. Target T1 remains visible at rest.	
Briefing	Safety angles – 90° left, 90° right, and top of the backstop. We will start scoring, while you're still shooting. You can send your delegate with us to verify your scores.	



# Cracow Open 2024

## Stage 9

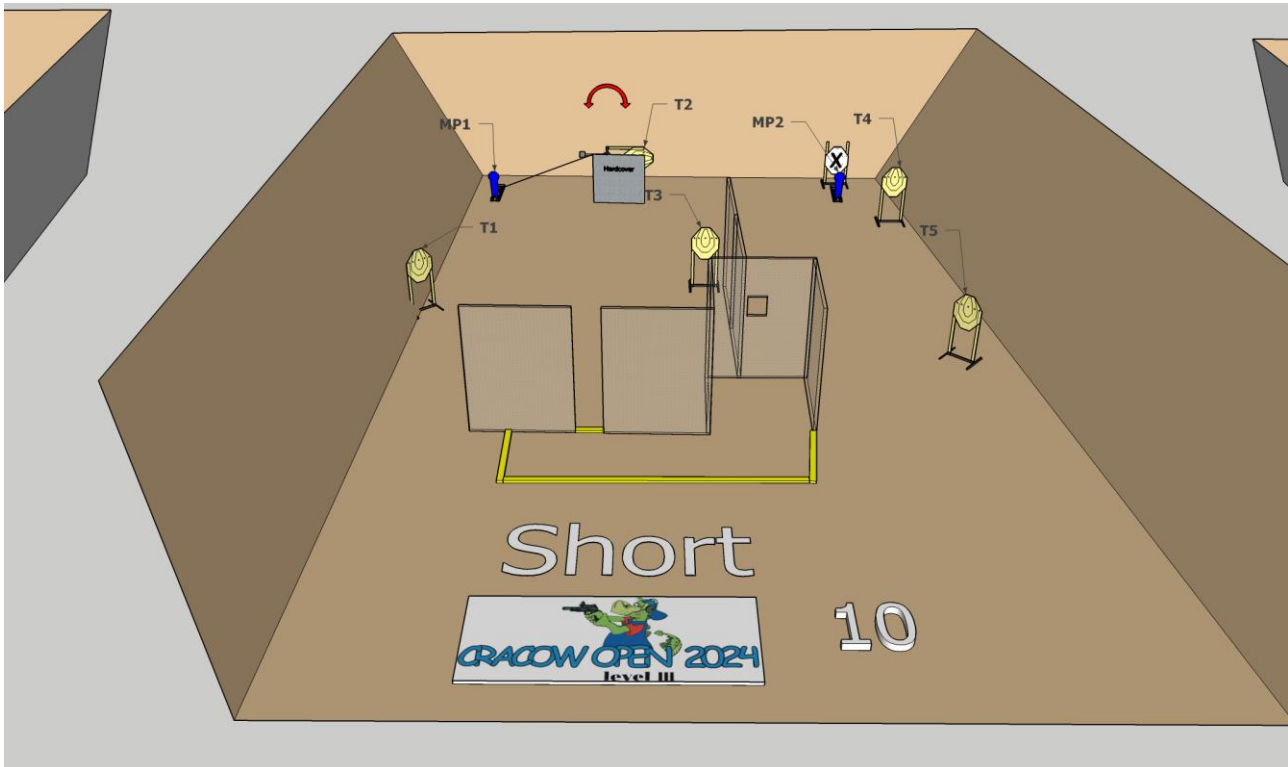


Targets	IPSC Targets	16
	No Shoots	4
Minimum number of rounds	32	
Firearm Ready Condition	Loaded - Option 1	
Start Position	Standing within the designated area with firearm held in both hands, stock touching the competitor at hip level, muzzle generally downrange, as demonstrated	
Time Starts	Audible signal	
Procedure	At the start signal engage targets.	
Briefing	Safety angles – 90° left, 90° right, and top of the backstop. We will start scoring, while you're still shooting. You can send your delegate with us to verify your scores.	



# Cracow Open 2024

## Stage 10

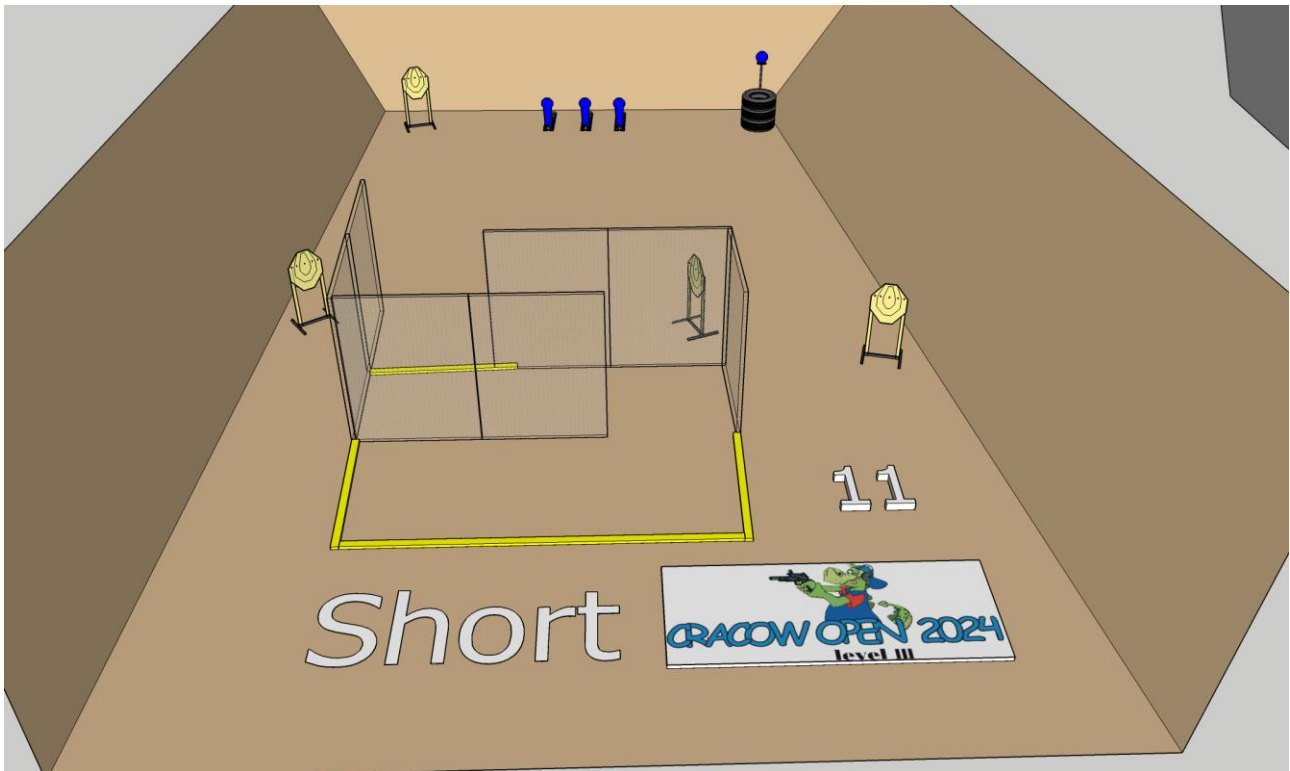


Targets	IPSC Targets	5
	IPSC Mini Poppers	2
	No Shoots	1
Minimum number of rounds	12	
Firearm Ready Condition	Loaded - Option 1	
Start Position	Standing within the designated area with firearm held in both hands, stock touching the competitor at hip level, muzzle generally downrange, as demonstrated	
Time Starts	Audible signal	
Procedure	At the start signal engage targets. Mini Popper MP1 activates moving target T2. Target T2 remains visible at rest.	
Briefing	Safety angles – 90° left, 90° right, and top of the backstop. We will start scoring, while you're still shooting. You can send your delegate with us to verify your scores.	



# Cracow Open 2024

## Stage 11

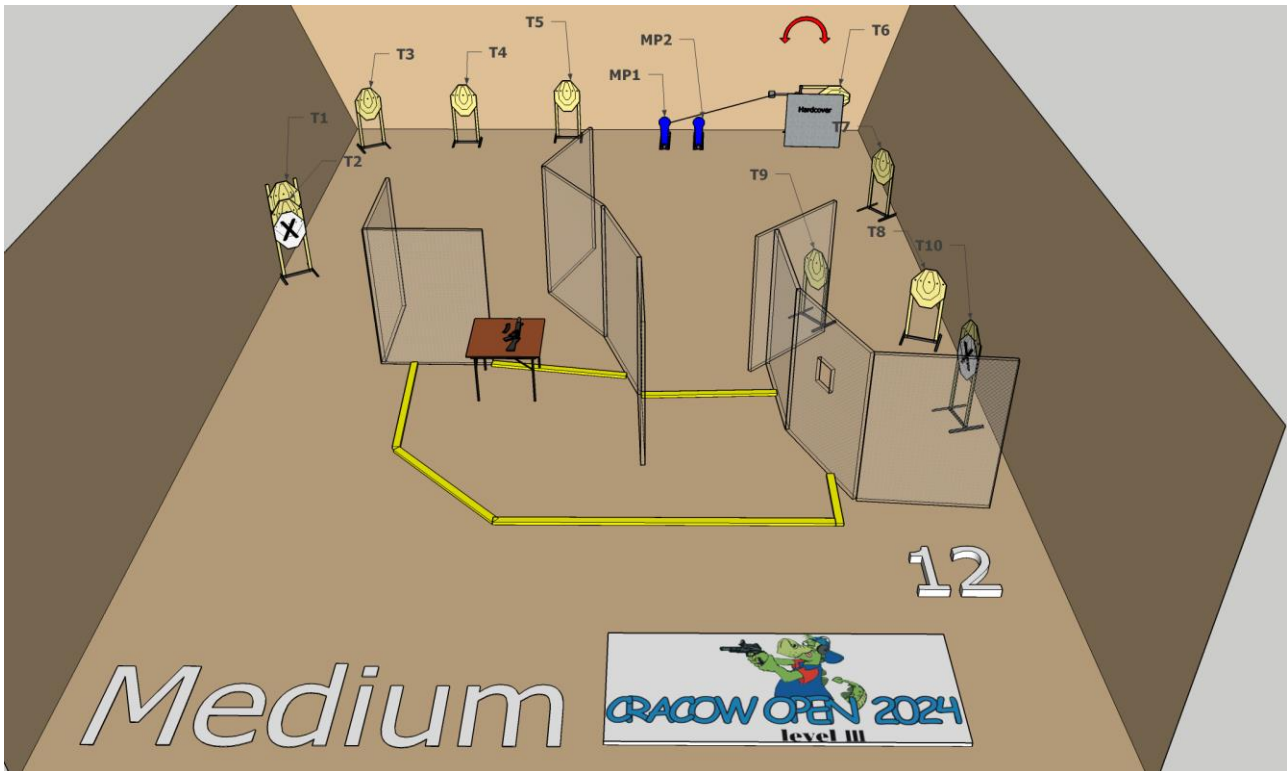


Targets	IPSC Targets	4
	IPSC Mini Poppers	3
	IPSC Metal Plates	1
Minimum number of rounds	12	
Firearm Ready Condition	Loaded - Option 1	
Start Position	Standing within the designated area with firearm held in both hands, stock touching the competitor at hip level, muzzle generally downrange, as demonstrated	
Time Starts	Audible signal	
Procedure	At the start signal engage targets.	
Briefing	Safety angles – 90° left, 90° right, and top of the backstop. We will start scoring, while you're still shooting. You can send your delegate with us to verify your scores.	



# Cracow Open 2024

## Stage 12



Targets	IPSC Targets	10
	IPSC Mini Poppers	2
	No Shoots	2
Minimum number of rounds	22	
Firearm Ready Condition	PCC is on the table on the marker, muzzle is pointed downrange, unloaded (Option 3). All needed magazines are on the table	
Start Position	Standing within the designated area as demonstrated	
Time Starts	Audible signal	
Procedure	At the start signal engage targets. Mini Poppers MP1 or MP2 activate moving target T6. Target T6 remains visible at rest.	
Briefing	Safety angles – 90° left, 90° right, and top of the backstop. We will start scoring, while you're still shooting. You can send your delegate with us to verify your scores.	