



CRACOW OPEN 2024
level III



Handgun

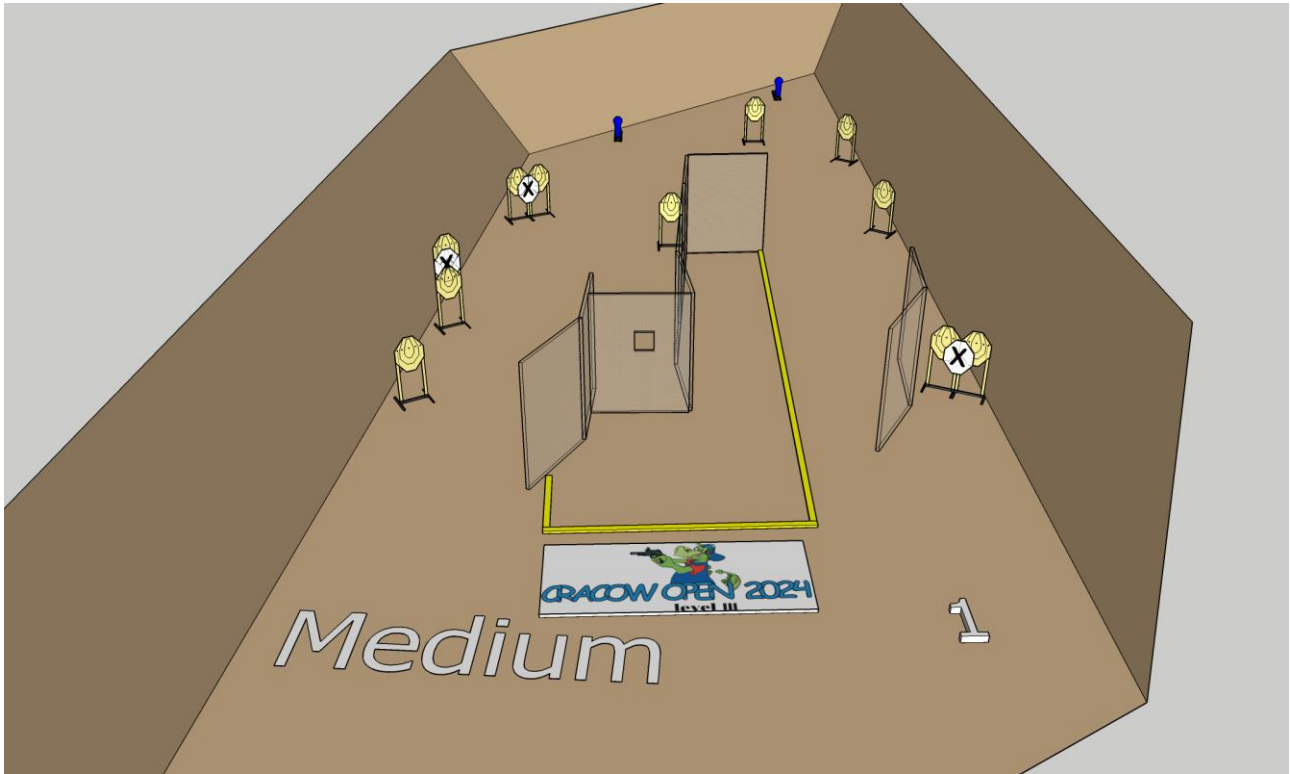
10-11 VIII 2024

Przyszowice
Target Alfa Silesia Shooting Range



Cracow Open 2024

Stage 1

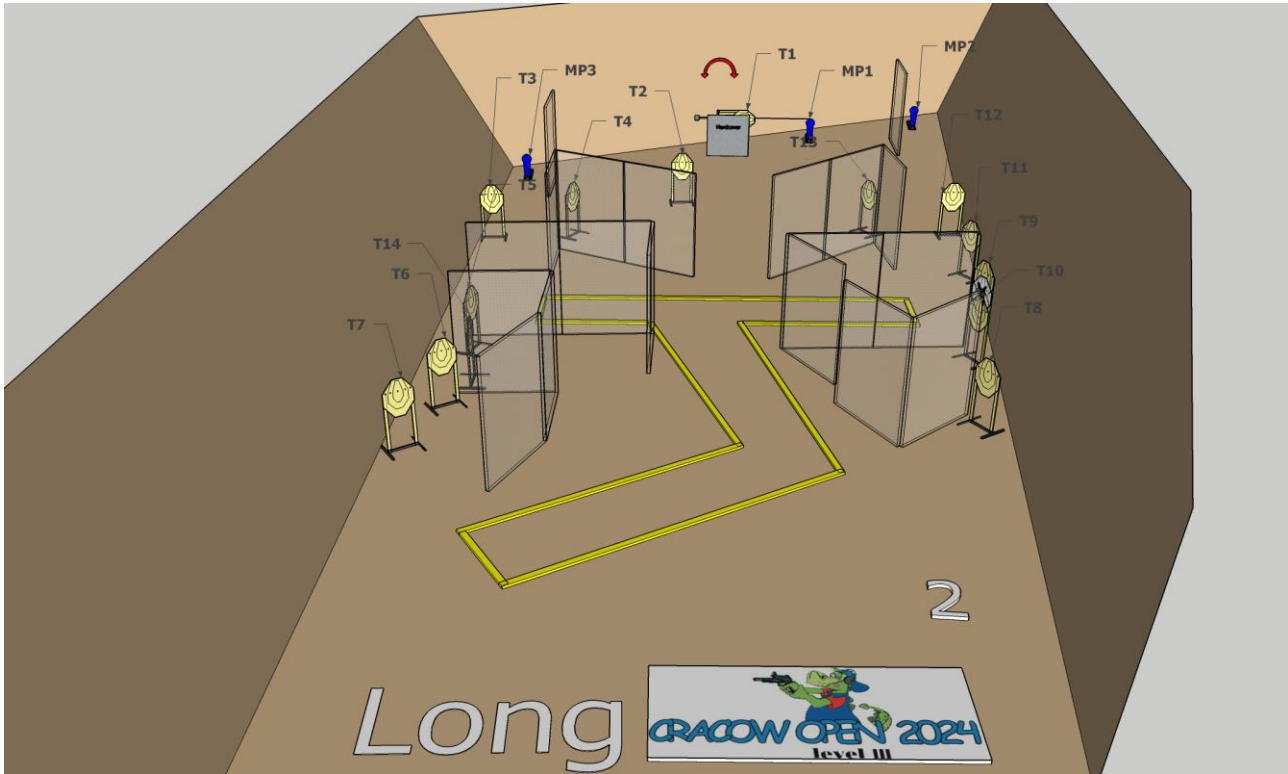


Targets	IPSC Targets	11
	IPSC Mini Poppers	2
	No Shoots	3
Number of rounds to be scored	24	
Handgun Ready Condition		
Start Position	Standing within the designated area as demonstrated	
Time Starts	Audible signal	
Procedure	At the start signal, engage targets	
Briefing	Safety angles – 90° left, 90° right, and top of the backstop. We will start scoring while you're still shooting. You can send your delegate with us to verify your scores.	



Cracow Open 2024

Stage 2

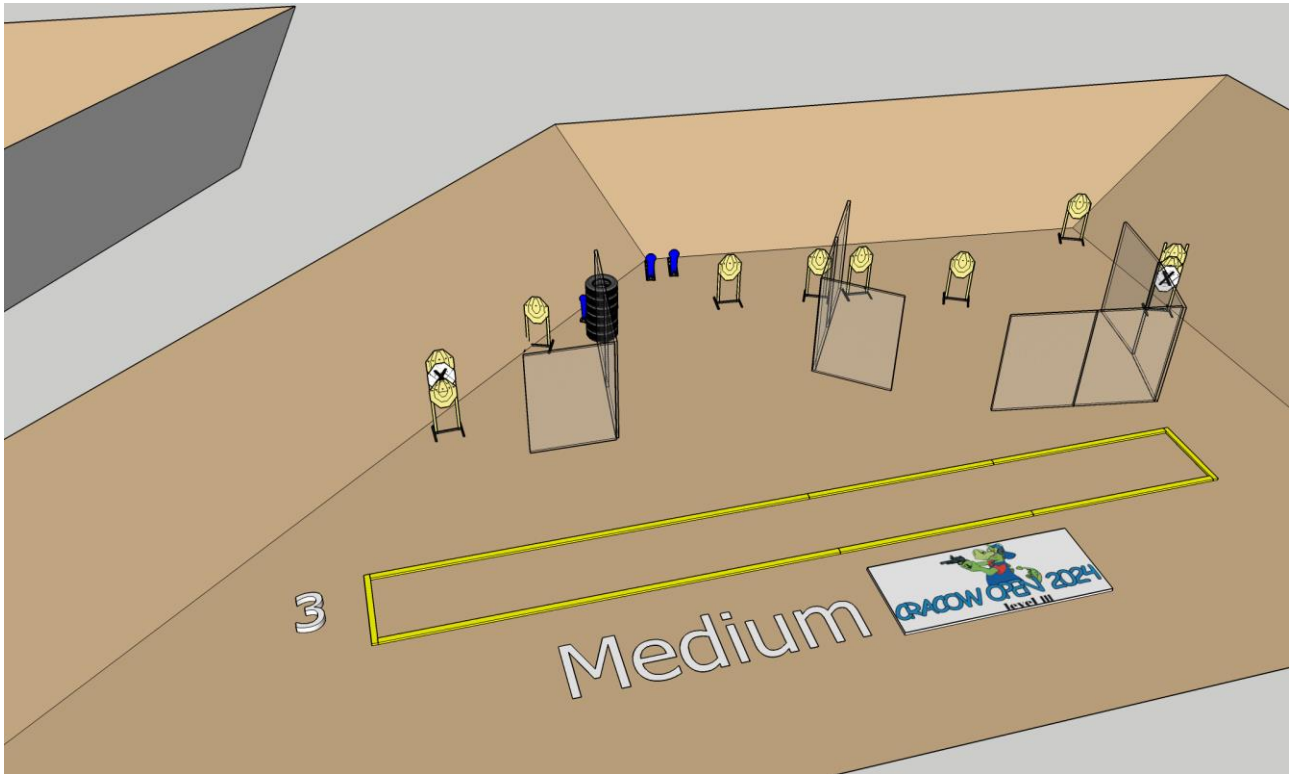


Targets	IPSC Targets	14
	IPSC Mini Poppers	3
	No Shoots	1
Number of rounds to be scored	31	
Handgun Ready Condition		
Start Position	Standing within the designated area as demonstrated	
Time Starts	Audible signal	
Procedure	Mini Popper MP1 activates moving target T1. Target T1 remains visible at rest.	
Briefing	Safety angles – 90° left, 90° right, and top of the backstop. We will start scoring while you're still shooting. You can send your delegate with us to verify your scores.	



Cracow Open 2024

Stage 3

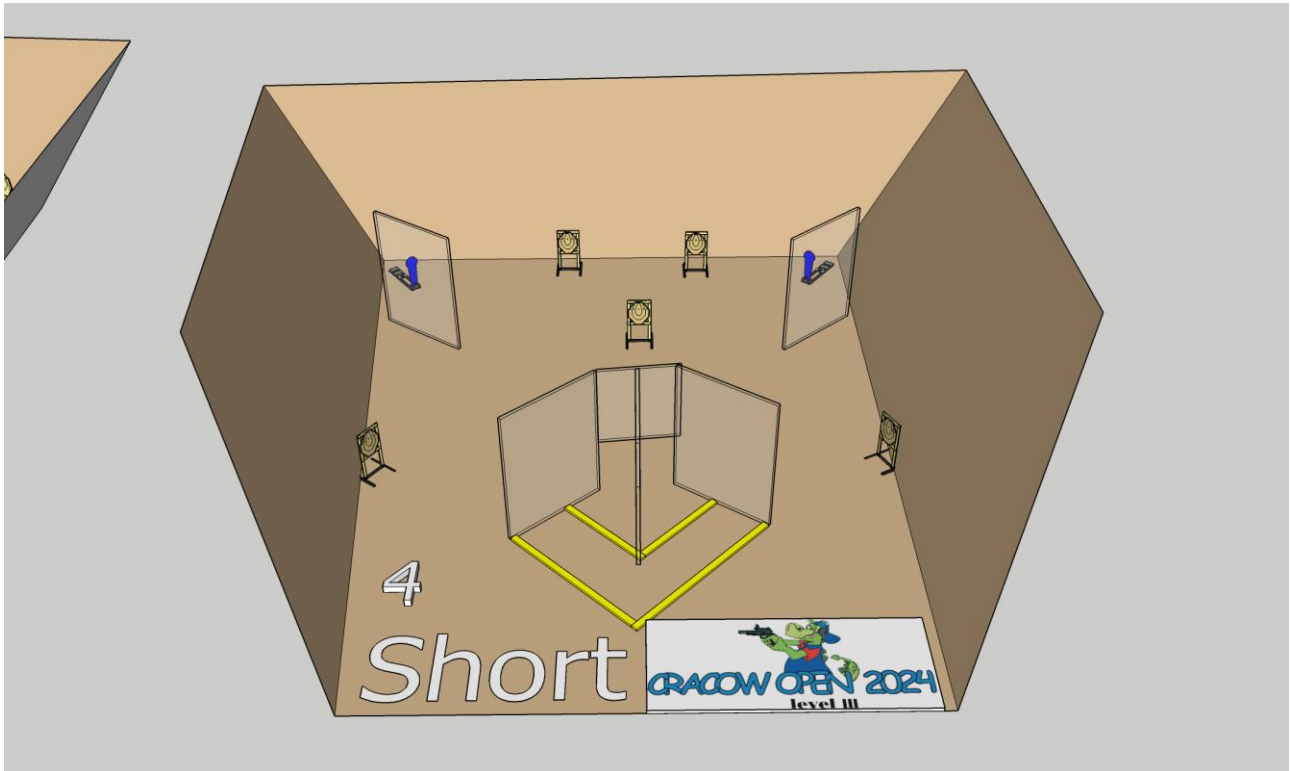


Targets	IPSC Targets	10
	IPSC Mini Poppers	3
	No Shoots	2
Number of rounds to be scored	23	
Handgun Ready Condition		
Start Position	Standing within the designated area as demonstrated	
Time Starts	Audible signal	
Procedure	At the start signal, engage targets	
Briefing	Safety angles – 90° left, 90° right, and top of the backstop. We will start scoring while you're still shooting. You can send your delegate with us to verify your scores.	



Cracow Open 2024

Stage 4

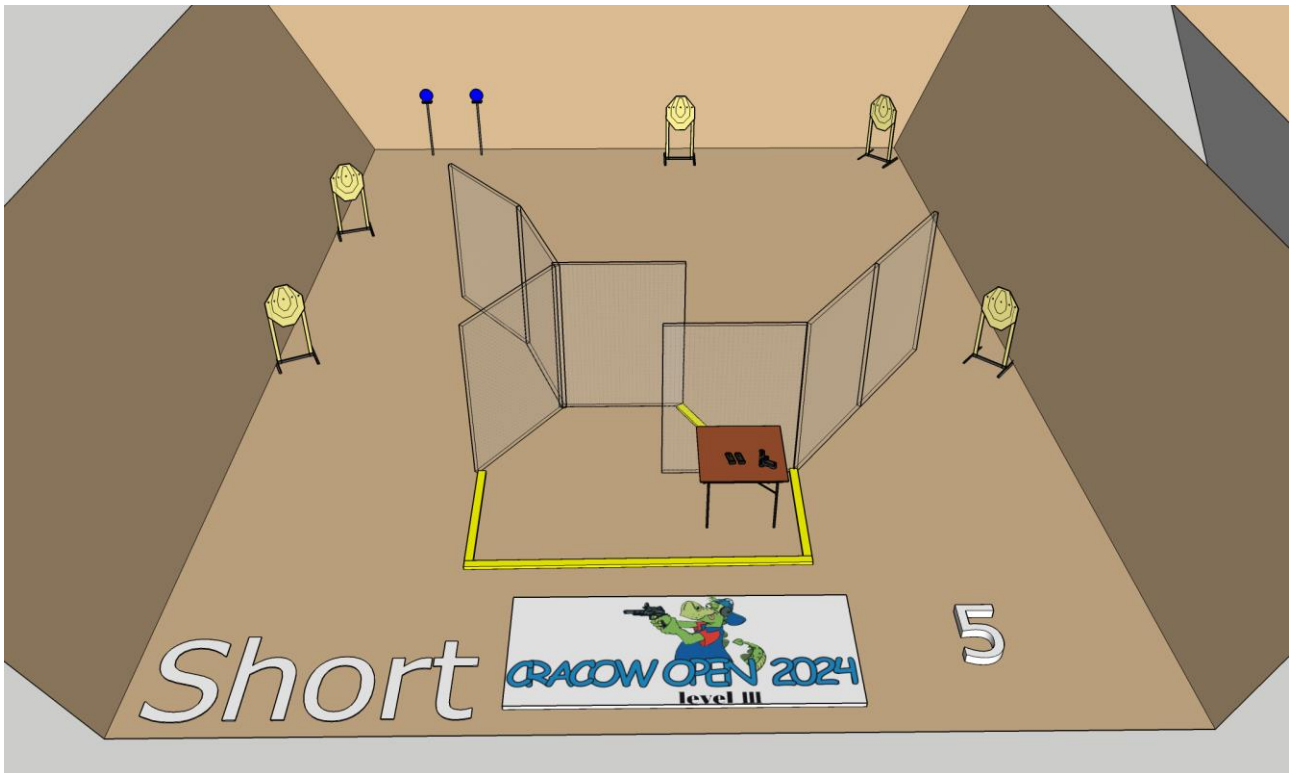


Targets	IPSC Targets	5
	IPSC Mini Poppers	2
Number of rounds to be scored	12	
Handgun Ready Condition		
Start Position	Standing within the designated area as demonstrated	
Time Starts	Audible signal	
Procedure	At the start signal, engage targets	
Briefing	Safety angles – 90° left, 90° right, and top of the backstop. We will start scoring while you're still shooting. You can send your delegate with us to verify your scores.	



Cracow Open 2024

Stage 5

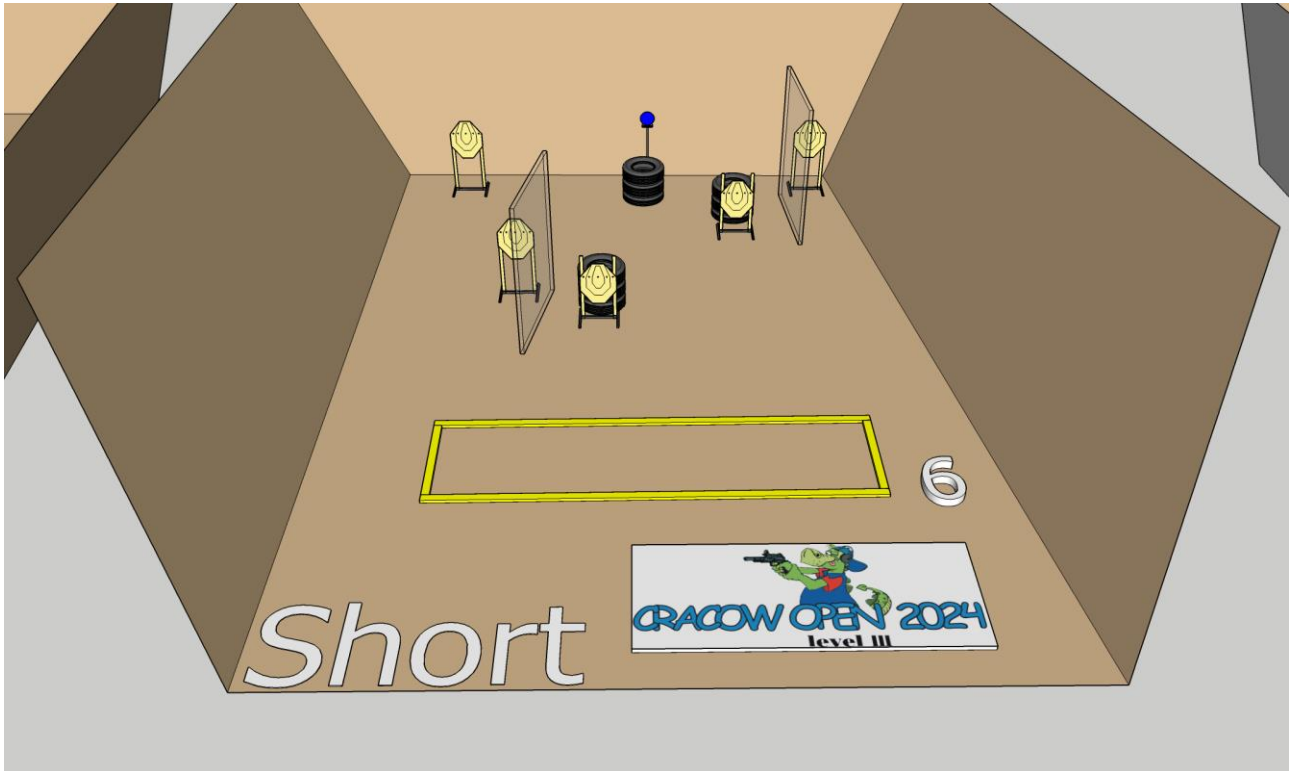


Targets	IPSC Targets	5
	IPSC Metal Plates	2
Number of rounds to be scored	12	
Handgun Ready Condition	Handgun is on the table on the marker, muzzle is pointed downrange, handgun with empty chamber and empty magwell. All needed magazines are on the table	
Start Position	Standing within the designated area, facing uprange, as demonstrated	
Time Starts	Audible signal	
Procedure	At the start signal, engage targets	
Briefing	Safety angles – 90° left, 90° right, and top of the backstop. We will start scoring while you're still shooting. You can send your delegate with us to verify your scores.	



Cracow Open 2024

Stage 6

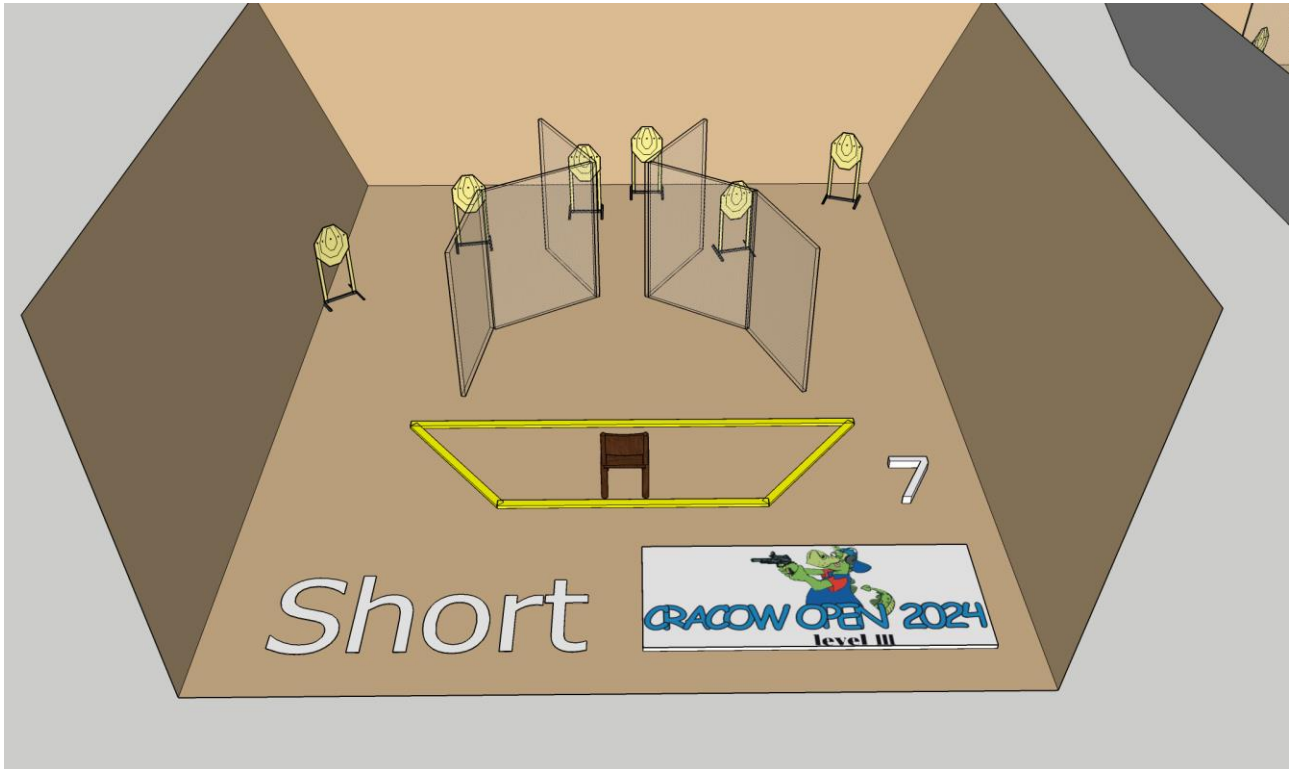


Targets	IPSC Targets	5
	IPSC Metal Plates	1
Number of rounds to be scored	11	
Handgun Ready Condition		
Start Position	Standing within the designated area as demonstrated	
Time Starts	Audible signal	
Procedure	using strong hand only	
Briefing	Safety angles – 90° left, 90° right, and top of the backstop. We will start scoring while you're still shooting. You can send your delegate with us to verify your scores.	



Cracow Open 2024

Stage 7

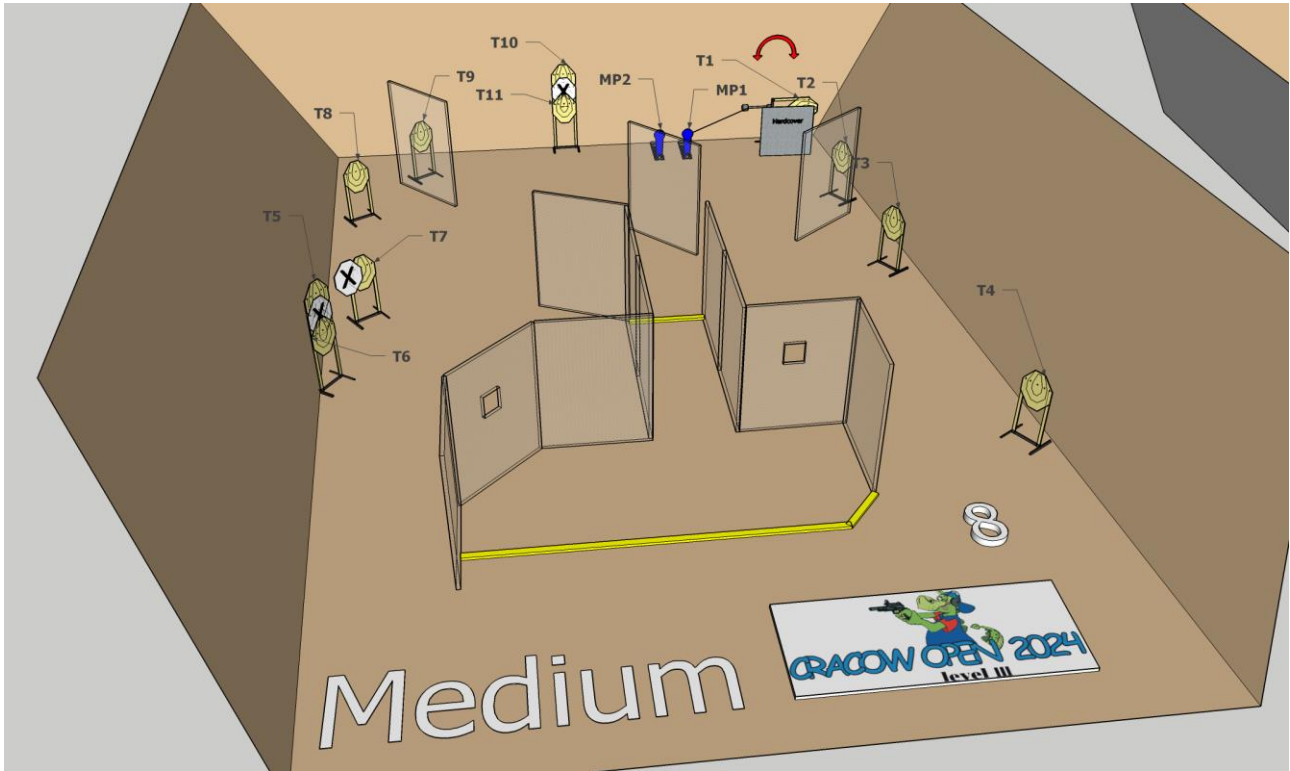


Targets	IPSC Targets	6
Number of rounds to be scored	12	
Handgun Ready Condition	Chamber and magwell empty, holstered	
Start Position	Sitting on the chair, hands touching head, as demonstrated	
Time Starts	Audible signal	
Procedure	At the start signal, engage targets	
Briefing	Safety angles – 90° left, 90° right, and top of the backstop. We will start scoring while you're still shooting. You can send your delegate with us to verify your scores.	



Cracow Open 2024

Stage 8



Targets	IPSC Targets	11
	IPSC Mini Poppers	2
	No Shoots	3
Number of rounds to be scored	24	
Handgun Ready Condition		
Start Position	Standing within the designated area as demonstrated	
Time Starts	Audible signal	
Procedure	Mini Popper MP1 activates moving target T1. Target T1 remains visible at rest.	
Briefing	Safety angles – 90° left, 90° right, and top of the backstop. We will start scoring while you're still shooting. You can send your delegate with us to verify your scores.	



Cracow Open 2024

Stage 9

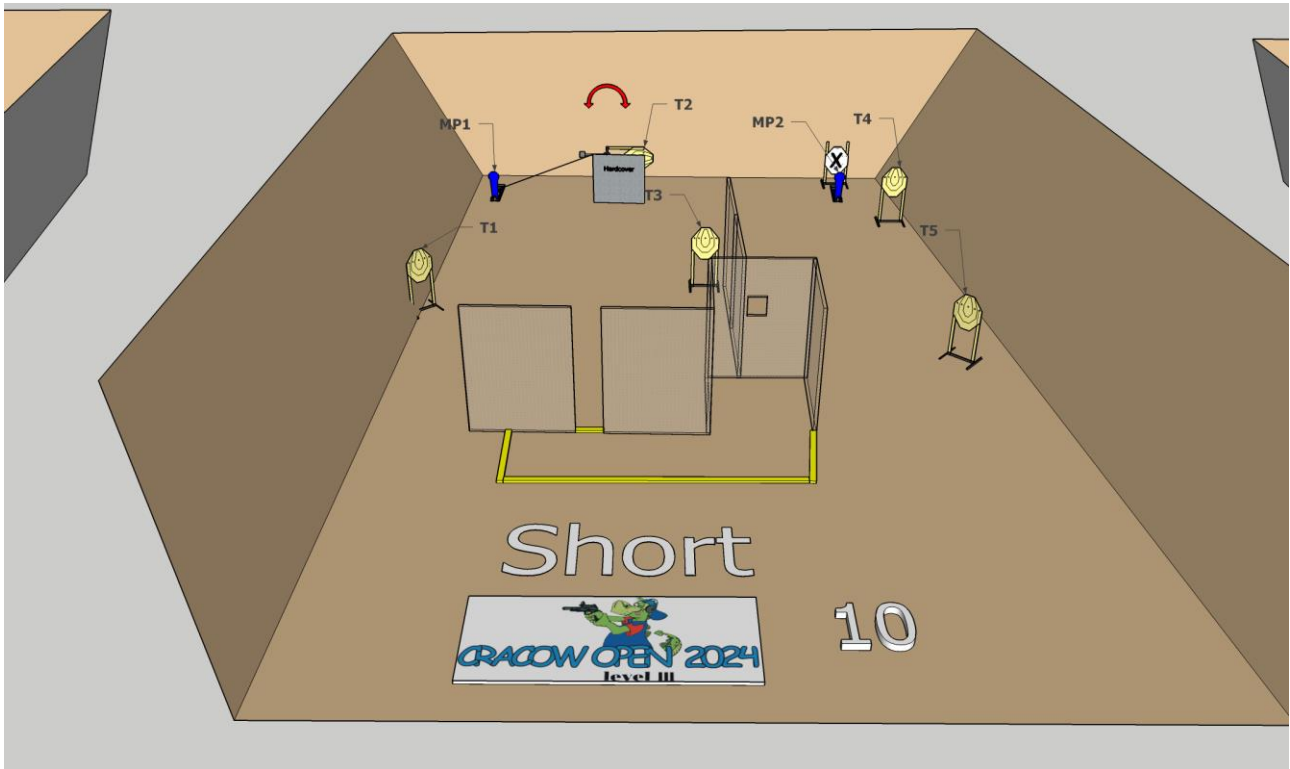


Targets	IPSC Targets	16
	No Shoots	4
Number of rounds to be scored	32	
Handgun Ready Condition		
Start Position	Standing within the designated area as demonstrated	
Time Starts	Audible signal	
Procedure	At the start signal, engage targets	
Briefing	Safety angles – 90° left, 90° right, and top of the backstop. We will start scoring while you're still shooting. You can send your delegate with us to verify your scores.	



Cracow Open 2024

Stage 10

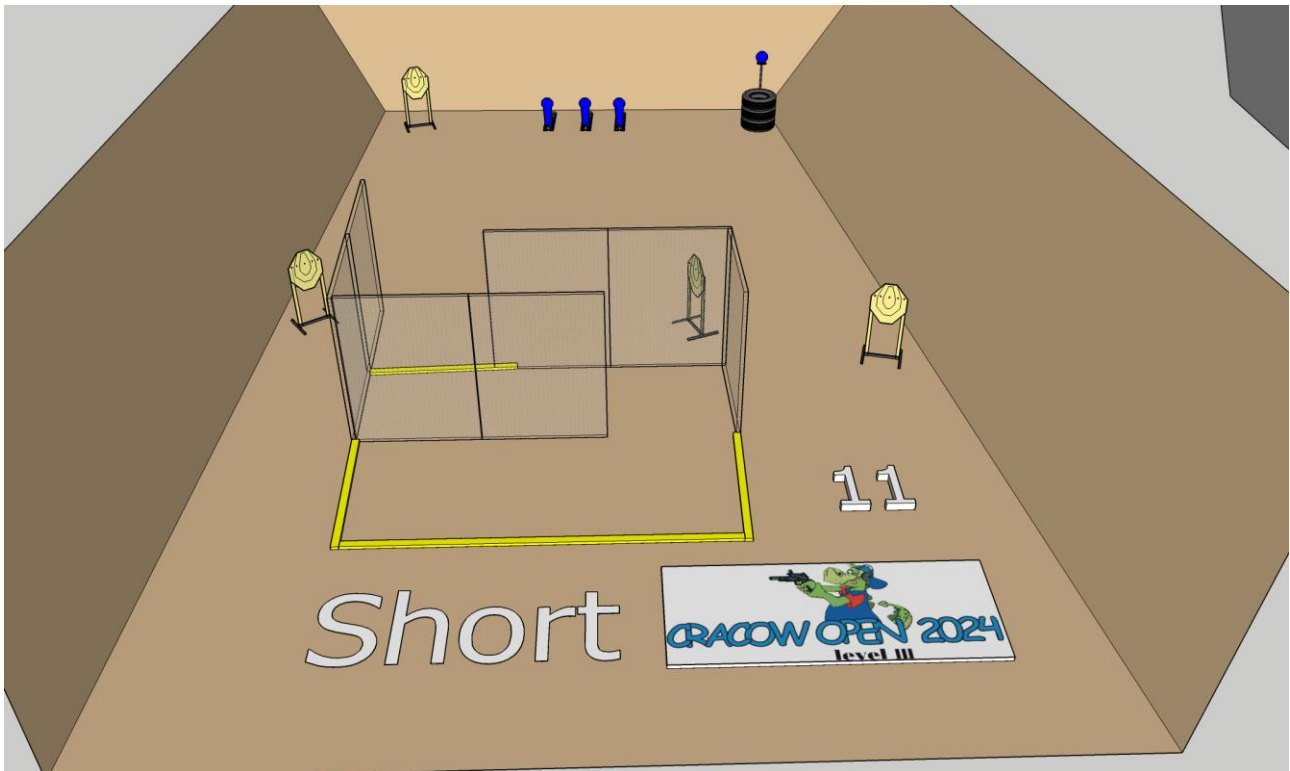


Targets	IPSC Targets	5
	IPSC Mini Poppers	2
	No Shoots	1
Number of rounds to be scored	12	
Handgun Ready Condition		
Start Position	Standing within the designated area as demonstrated	
Time Starts	Audible signal	
Procedure	Mini Popper MP1 activates moving target T2. Target T2 remains visible at rest.	
Briefing	Safety angles – 90° left, 90° right, and top of the backstop. We will start scoring while you're still shooting. You can send your delegate with us to verify your scores.	



Cracow Open 2024

Stage 11

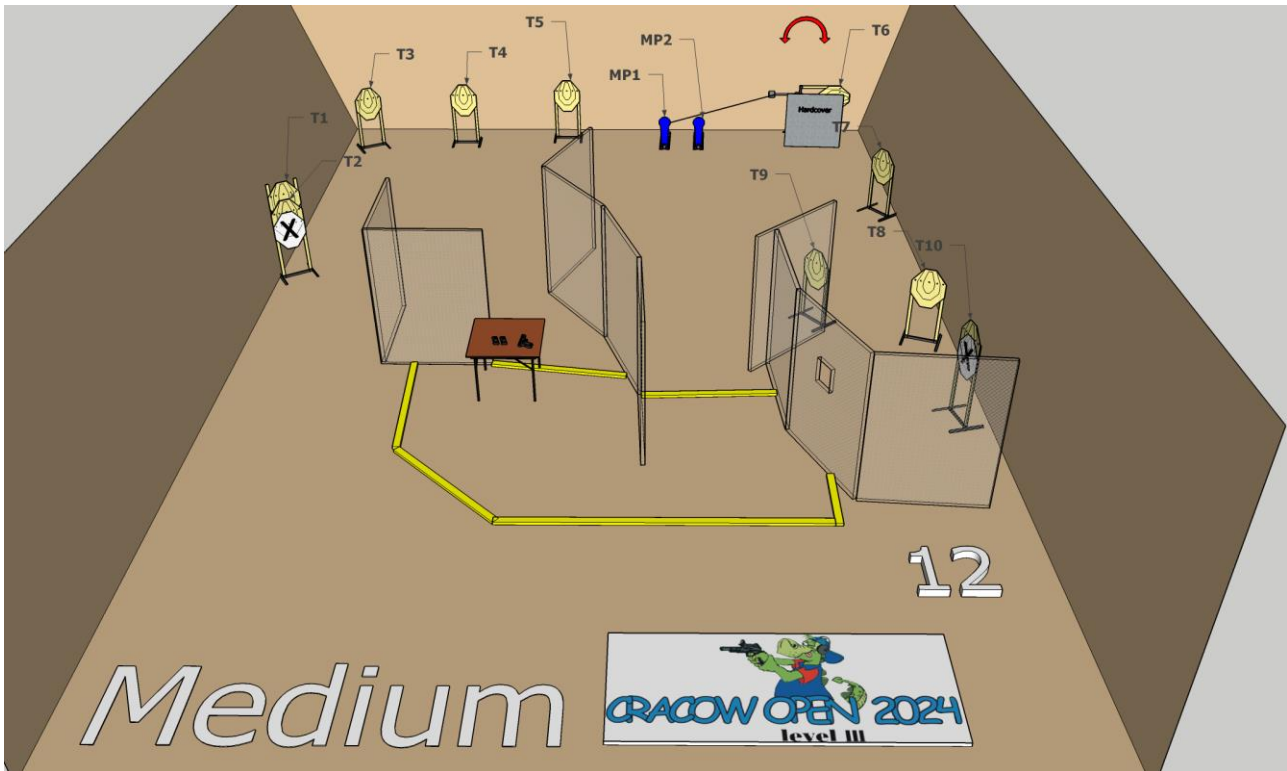


Targets	IPSC Targets	4
	IPSC Mini Poppers	3
	IPSC Metal Plates	1
Number of rounds to be scored	12	
Handgun Ready Condition		
Start Position	Standing within the designated area as demonstrated	
Time Starts	Audible signal	
Procedure	At the start signal, engage targets	
Briefing	Safety angles – 90° left, 90° right, and top of the backstop. We will start scoring while you're still shooting. You can send your delegate with us to verify your scores.	



Cracow Open 2024

Stage 12



Targets	IPSC Targets	10
	IPSC Mini Poppers	2
	No Shoots	2
Number of rounds to be scored	22	
Handgun Ready Condition	Handgun is on the table on the marker, muzzle is pointed downrange, handgun with empty chamber and empty magwell. All needed magazines are on the table	
Start Position	Standing within the designated area as demonstrated	
Time Starts	Audible signal	
Procedure	Mini Poppers MP1 or MP2 activate moving target T6. Target T6 remains visible at rest.	
Briefing	Safety angles – 90° left, 90° right, and top of the backstop. We will start scoring while you're still shooting. You can send your delegate with us to verify your scores.	